

106 2390

UBCHEA ARCHIVES
COLLEGE FILES
RG 11

FUKIEN
Administrative
Report of Trustees to N.Y. State
Dept of Educ. (Regents)
1943-1945

ANNUAL FINANCIAL REPORT OF THE TRUSTEES OF

FUKIEN CHRISTIAN UNIVERSITY

FOR THE YEAR ENDING JUNE 30, 1943

To the New York State Education Department

This annual report is required by law to be transmitted to the Department on or before July 1, 1943

Explanations Applicable to the Financial Report

This financial report follows the form recommended by the National Committee on Standard Reports for Institutions of Higher Education. Table 1 represents a report drawn from the credit side of the balance sheet and is designed to show the nature and amount of the several classes of funds utilized by the institution. Table 2 shows the changes in the several classes of funds during the fiscal year. It is important that the balance of each class of funds shown in table 2 should agree with the amount of that class as reported in table 1. Table 3 shows the current income of the fiscal year and table 4 shows the current expenditures of the fiscal year.

Should any interpretation of tables 1 or 2 be required, reference may be made to pages 49 to 63 of Financial Reports of Colleges and Universities, published by the National Committee on Standard Reports. For your guidance in preparing these tables and in preparing tables 3 and 4 the explanations of items are given on the last page of this report.

Universities, colleges and professional and technical schools

ANNUAL FINANCIAL REPORT OF THE TRUSTEES OF

FUKIEN CHRISTIAN UNIVERSITY

FOR THE YEAR ENDING JUNE 30, 1943

To the New York State Education Department

This annual report is required by law to be transmitted to the Department on or before July 1, 1943

Explanations Applicable to the Financial Report

This financial report follows the form recommended by the National Committee on Standard Reports for Institutions of Higher Education. Table 1 represents a report drawn from the credit side of the balance sheet and is designed to show the nature and amount of the several classes of funds utilized by the institution. Table 2 shows the changes in the several classes of funds during the fiscal year. It is important that the balance of each class of funds shown in table 2 should agree with the amount of that class as reported in table 1. Table 3 shows the current income of the fiscal year and table 4 shows the current expenditures of the fiscal year.

Should any interpretation of tables 1 or 2 be required, reference may be made to pages 49 to 63 of Financial Reports of Colleges and Universities, published by the National Committee on Standard Reports. For your guidance in preparing these tables and in preparing tables 3 and 4 the explanations of items are given on the last page of this report.

TABLE 1—STATEMENT OF INSTITUTIONAL FUNDS AND LIABILITIES

| | CODE | FUNDS ^a (1) | *LIABILITIES ^b (2) | TOTAL (1)+(2) |
|--|------|------------------------|-------------------------------|---------------|
| | | | (8X29) | (8X39) |
| Current funds (item 1) | | | | |
| General | 8199 | 27,199.87 | | 27,199.87 |
| Restricted | 8299 | 6,354.15 | | 6,354.15 |
| Endowment funds (item 2) | 8399 | 365,091.65 | | 365,091.65 |
| Funds functioning as endowment (item 3) | 8499 | | | |
| Annuity funds (item 4) | 8599 | | | |
| Loan funds (loanable principal (item 5)) | 8699 | | | |
| Plant funds | | | | |
| Funds invested in plant (item 6a)..... | 3799 | 397,248.25 | | 397,248.25 |
| Plant funds unexpended (item 6b)..... | 5899 | 34,784.06 | | 34,784.06 |
| Agency funds | 8999 | | | |
| Undesignated funds | 8099 | | | |
| TOTAL INSTITUTIONAL FUNDS AND LIABILITIES | 8X19 | 830,677.98 | | 830,677.98 |

^a Funds owned by the institution and utilized in its activities.
^b Funds borrowed by the institution and utilized in its activities.
 * Accumulated deficits. The foregoing table is drawn from the credit side of the balance sheet. Any fund balance reported under item 1—General above represents current general fund surplus. This table makes no provision for reporting deficits since these are ordinarily shown as debits on balance sheet. If there was an accumulated deficit at the close of the year, indicate the amount: \$. The accumulated deficit should appear as a minus quantity in reporting current general fund balances in table 2, item 1.

TABLE 2—SCHEDULES SHOWING THE CHANGES DURING THE YEAR IN THE SEVERAL CLASSES OF FUNDS

Item 1 Statement of Current Funds, Showing a Summary of Current Income, Expenditures and Surplus

| | CODE | | TOTAL |
|---|------|------------|------------|
| Balance, beginning of year | | | |
| General (unrestricted) funds | 1001 | 4,902.34 | |
| Restricted funds | 1002 | 9,041.53 | 13,943.87 |
| Current income (See table 3) | | | |
| Educational and general | 1099 | 112,283.06 | |
| Auxiliary enterprises and activities | 1199 | 10,230.48 | |
| Other noneducational income | 1299 | 1,016.33 | 123,529.87 |
| Current expenditures (See table 4) | | | |
| Educational and general | 2099 | 92,672.91 | |
| Auxiliary enterprises and activities | 2199 | 10,230.48 | |
| Other noneducational expenditures..... | 2299 | 1,016.33 | 103,919.72 |
| Excess or deficiency of income for year | 6199 | | 19,610.15 |
| Other additions and deductions (net) | 7199 | | |
| Balance at end of year | 8999 | | 33,554.02 |
| Consisting of²⁰ | | | |
| General (unrestricted) funds (Transfer to table 1)..... | 8199 | 27,199.87 | |
| Restricted funds (Transfer to table 1)..... | 8299 | 6,354.15 | |

Items 2, 3, 4 and 5. Statement of Nonexpendable Funds¹

| | ITEM 2 ENDOWMENT FUNDS (8399) | ITEM 3 FUNDS TEMPORARILY FUNCTIONING (8499) AS ENDOWMENT | ITEM 4 ANNUITY FUNDS (8599) | ITEM 5 LOAN FUNDS (8699) |
|--|--|---|--------------------------------------|--------------------------------|
| Balance (invested and uninvested) in funds at beginning of year | \$ 365,849.08 | \$ | \$ | \$ |
| Additions during year: | | | | |
| Receipts from: | | | | |
| Public appropriations | | | | |
| Private gifts and grants | | | | |
| Earnings and profit on investment credited to principal account | | | | |
| Transfers from current funds to nonexpendable funds | | | | |
| TOTAL | \$ 365,849.08 | \$ | \$ | \$ |
| Deductions during year (specify) | 757.43 | | | |
| Balance at end of year²⁰ (Transfer to table 1) | \$ 365,091.65 | \$ | \$ | \$ |

All figures in United States currency at \$24,049 Chinese equals \$1.00 U.S.; except items 6a and 6b which are at pre-war rate

TABLE 2 — Continued

Item 6a Statement of Funds Invested in Plant²

| | TOTAL | CODE |
|---|------------|------|
| Value of plant at beginning of year..... | 389,436.11 | 3011 |
| Additions during year | 7,812.14 | 3021 |
| TOTAL | 397,248.25 | 3099 |
| Deductions during year | | 3031 |
| Value of plant at end of year (Details given below)..... | 397,248.25 | 3041 |
| Less: Endowment funds invested in plant (Transfer the total of these..... | | |
| Loans outstanding against plant: two items to table 1, column 2)..... | | 3051 |
| Net invested in plant at end of year ²⁰ (Transfer to table 1, column 1)..... | | 3799 |
| VALUE OF PHYSICAL PLANT OWNED BY INSTITUTION: (detail of item above) | | |
| Value of grounds | 36,141.24 | 3791 |
| Value of all buildings | 278,702.18 | 3792 |
| Value of all equipment, including libraries | 59,910.40 | 3793 |
| Value of all dormitories, included above | 43,165.96 | 3794 |

Item 6b Statement of Unexpended Plant Funds³

| Receipts for Capital Outlay — Plant Extension | TOTAL | CODE |
|---|-----------|----------|
| Balance in designated plant funds at beginning of year..... | 21,289.61 | 4011 |
| Receipts during year: | | |
| Public appropriations and tax levies: | | |
| Federal | | |
| State | | |
| County | | |
| City and district | | 4021 |
| Private gifts, grants and benefactions..... | 33,068.01 | 4022 |
| Other sources (earnings and profits on investments) | 1,716.05 | 4023 |
| Transfers or expenditures from current funds (not loans): | | |
| From educational and general funds | 7,812.14 | 7,812.14 |
| From auxiliary enterprises and activities funds | | 4031 |
| Other receipts for plant extensions (describe): | | 4041 |
| Loans for plant extension | | |
| TOTAL RECEIPTS AND BALANCES (including transfers or expenditures from other funds) .. | 63,885.81 | 4999 |

| Expenditures for Capital Outlay — Plant Extension ³ (If possible, include all capital expenditures below under expenditures from plant funds, although they have been included under table 4. Otherwise separately report the amounts spent from educational and general funds and from auxiliary enterprises funds during the year for capital outlays, plant extension and new equipment.) | TOTAL | CODE |
|---|-----------|------|
| From plant funds or all funds for: | | |
| Land | 519.72 | |
| New buildings | 3,245.44 | |
| Additions to existing buildings | 1,125.47 | |
| Improvements other than buildings | | |
| New equipment | 2,921.51 | |
| From educational and general funds (if not included above)..... | | |
| From auxiliary enterprises and activities funds (if not included above)..... | 7,812.14 | 5051 |
| Loans paid from plant funds | | 5052 |
| Balance in Designated Plant Funds at close of year ²⁰ (Transfer to table 1, column 1)..... | 56,073.67 | 5899 |

Item 7 Agency Funds, and

Item 8 Undesignated Funds may be reported if held by the institution on forms similar to that used in reporting Items 2, 3, 4 and 5.

TABLE 3—CURRENT INCOME^{4, 5}

| Income for Educational and General Purposes | | TOTAL | CODE |
|--|---|-----------|------------|
| Student fees ⁶ (for matriculation, laboratory, library etc., but NOT including fees for auxiliary enterprises and activities, such as athletics, infirmary etc., given in items 21 to 28) | | | |
| 1 | Resident departments | 2,992.52 | |
| 2 | Extension departments | | 1019 |
| Endowment ⁷ (interest, including income from 1862, and other public and private endowments, but not including additions to principal of endowment funds): | | | |
| 3 | From federal endowment (1862 and other land grants)..... | 6,207.70 | |
| 4 | From other endowment for general purposes..... | 9,004.40 | 15,212.10 |
| 5 | From other endowment for restricted purposes | | 1029 |
| Receipts from other public sources for current expenses: ⁸ | | | |
| 6 | Federal appropriations | | |
| 7 | State appropriations and tax levies..... | 2,711.13 | |
| 8 | County appropriations and tax levies..... | | |
| 9 | City or district appropriations or tax levies..... | | 2,711.13 |
| Gifts and grants from private sources (including foundations, for current expenses): | | | |
| 10 | Permanent (recurring) grants from churches and boards..... | 4,909.97 | |
| 11 | Other grants (not automatically recurring) from churches and boards..... | | |
| 12 | Estimated salary equivalent of nonsalaried personal service rendered..... | 13,000.00 | |
| 13 | Other gifts | 66,269.37 | 84,179.34 |
| Sales and services of educational departments (gross income): ⁹ | | | |
| 14 | Agriculture | | |
| 15 | Dental school | | |
| 16 | Others (<i>itemize</i>) | | 1049 |
| Receipts from other sources for educational and general purposes: ¹⁰ | | | |
| 17 | Interest on current funds..... | 154.53 | |
| 18 | Net income from rented property (excluding residence halls)..... | | |
| 19 | Other sources | 7,033.44 | 7,187.97 |
| 20 | TOTAL EDUCATIONAL AND GENERAL RECEIPTS (Transfer total to table 2.)..... | | 112,283.06 |
| | | | 1099 |

| Income for Auxiliary Enterprises and Activities ¹¹ (Gross figures unless otherwise indicated, including receipts from student fees for these purposes. Give figures even though not handled through college office.) | | TOTAL | CODE |
|---|---|-----------|------|
| 21 | Residence halls | | 1111 |
| 22 | Dining halls | 10,060.29 | 1112 |
| 23 | Student hospital or infirmary..... | | 1121 |
| 24 | College bookstore | | 1122 |
| 25 | Athletics (if handled separately from physical education budget) excluding shares of visiting teams.. | | 1123 |
| 26 | Student unions | 155.72 | 1124 |
| 27 | Other activities Graduation Fees | 14.47 | 1125 |
| 28 | TOTAL (Transfer total to table 2.)..... | 10,230.48 | 1199 |

| Income to be Used for Noneducational Purposes ¹² (excepting auxiliary enterprises and activities and capital outlays) | | TOTAL | CODE |
|--|---|--------|------------|
| Income from investments (interest): | | | |
| 29 | For annuities to beneficiaries (usually from funds subject to annuity)..... | | |
| 30 | For fellowships, scholarships, and other student aid (not loans) when NO service is required in return..... | 285.03 | 285.03 |
| 31 | From gifts to be used for scholarships, student aid etc. (not loans) when NO service is required in return..... | | 1211 |
| 32 | Other receipts for noneducational purposes..... | | 731.30 |
| 33 | TOTAL (Transfer total to table 2.)..... | | 1,016.33 |
| 34 | TOTAL CURRENT INCOME..... | | 123,529.87 |
| | | | 1999 |

TABLE 4—EXPENDITURES FOR CURRENT PURPOSES⁴

| Expenditures for Educational and General Purposes (including equipment purchased from general current funds) | | TOTAL | CODE |
|--|---|------------|------|
| General administration and expense: ¹³ | | | |
| 35 | General administrative offices | 9,506.68 | |
| 36 | General expense | 18,850.19 | 2019 |
| Resident instruction and departmental research: ¹⁴ | | | |
| 37 | Colleges, schools and departments (including nonbudgeted research)..... | 46,848.11 | |
| 38 | Organized activities relating to instructional departments, such as medical school hospitals, dental or legal clinics, creameries, museums etc..... | | 2029 |
| Organized research, separately budgeted: ¹⁵ | | | |
| 39 | Agricultural experiment station..... | | |
| 40 | Bureau of educational research..... | | |
| 41 | Engineering experiment station..... | | |
| 42 | Others | | 2029 |
| Extension (all extension services and correspondence courses): ¹⁶ | | | |
| 43 | Agricultural | | |
| 44 | Engineering | | |
| 45 | General university extension courses..... | | |
| 46 | Others | | 2049 |
| 47 | Libraries (including salaries, other operating expenses and purchase of books and binding) ¹⁷ | 2,365.77 | 2049 |
| Operation and maintenance of physical plant, and other general services: ¹⁸ | | | |
| 48 | Physical plant | 15,102.16 | |
| 49 | Other general services..... | | 2039 |
| 50 | TOTAL FOR EDUCATIONAL AND GENERAL PURPOSES (Transfer total to table 2.)..... | | 2099 |
| Amount included above expended for: | | | |
| 51 | Administrative and professional salaries..... | 42,410.06 | |
| 52 | Other personal services (clerical, operation and maintenance)..... | 7,812.13 | |
| 53 | For capital outlays (new equipment)..... | | |
| Expenditures for Auxiliary Enterprises and Activities ¹¹ (Gross figures unless otherwise indicated, including all expenditures for salaries, other operating expenses and capital outlays from current funds. Give figures even though not handled through college office.) | | TOTAL | CODE |
| 54 | Residence halls | | 2111 |
| 55 | Dining halls | 10,060.29 | 2112 |
| 56 | Student hospital or infirmary..... | | 2121 |
| 57 | College bookstore | | 2122 |
| 58 | Athletics (if handled separately from physical education budget) excluding shares of visiting teams | | 2123 |
| 59 | Student unions | 155.72 | 2124 |
| 60 | Other activities ... Graduation fees..... | 14.47 | 2125 |
| 61 | TOTAL (Transfer total to table 2.)..... | 10,230.48 | 2199 |
| Expenditures for Noneducational Purposes ¹⁹ (except auxiliary enterprises and capital outlays) | | TOTAL | CODE |
| 62 | Annuities | | 2211 |
| 63 | Interest on loans..... | | 2212 |
| 64 | Financial campaigns | | 2213 |
| 65 | Fellowships, scholarships, and other student aid NOT involving services to institution or repayment | 1,016.33 | 2214 |
| 66 | Other purposes | | 2215 |
| 67 | TOTAL (Transfer total to table 2.)..... | 1,016.33 | 2299 |
| 68 | TOTAL EXPENDITURES FOR CURRENT PURPOSES..... | 103,919.72 | 2999 |

Table 2

¹ Statement of nonexpendable funds (items 2, 3, 4, 5). This statement shows the changes of the principal in all funds used for the purpose of producing income. It begins with the balance at the beginning of the year of endowment funds and other funds used to produce income, additions and deductions during the year, and balance at the end of the year. Additions include any sums arising from gifts and grants from private sources, earnings and profits on investments to be added to principal, public appropriations and tax levies. They should not include receipts from the sale of investments, except the portion of such receipts which represents profit and which is to be added to the principal of the funds, or held as a reserve for gains and losses. Earnings on investments should not be included unless such earnings are to be added to the principal. Deductions may include losses on investments.

Note that provision is made for separate data for four types of nonexpendable funds: (2) Ordinary endowment either general or restricted from which the interest only can be used, (3) funds temporarily functioning as endowment, (4) funds held by the college which are subject to an annuity payment, and (5) funds from which either the interest, principal, or both can be loaned to be paid back with or without interest at some future date.

² Plant values (table 2, item 6a). This schedule includes a statement showing the change in value of plant and its gross and net value at the end of the year as well as the value of grounds, buildings, and equipment separately when available. Plant item should be carried in the accounts at cost until disposed of. If any other basis of valuation is used, that should be noted in this report.

³ Statement of unexpended plant funds (table 2, item 6b). It is intended that this section shall include incomes to cover all expenditures for plant extension whether made from designated plant funds, educational and general funds, auxiliary enterprises and activities funds, or loans. If expenditures for capital outlays or equipment are made directly from other than plant funds, they will be included in the expenditures for those funds and included again here in plant funds for the purpose of bringing all plant income and expenditures together.

The statements have therefore been set up in such a way as to show the capital expenditures in each fund as the amount which should be included in both the receipts and expenditures side of the plant extension statement.

Include in this section, if possible, expenditures for all capital outlays whether made from designated plant funds or from other funds.

Table 3

⁴ Basis of reporting receipts and expenditures. Where the accounts are kept on a cash basis as to income, meaning that an item is considered income when it is received in cash or made available to the institution in a public treasury, income should be reported on that basis. Under those conditions, cash receipts which do not increase expendable fund balances should be omitted from the statement of income. Examples of such items are money borrowed and sale of investments. Receipts representing additions to loan funds, endowment funds and funds for physical plant extension should appear in the statements of those funds and not as current income.

Where the accounts are kept on an accrual basis as to income, meaning that an item is set up as income when it becomes due or when a bill is rendered for it, the income may be reported on that basis. Under such circumstances, income should be conservatively reported and an allowance should be made for maximum losses through inability to collect.

Expenditures should be accounted for and reported on such a basis as to take into the accounts all approved bills for material received and service rendered during the period covered. If any such bills remain unpaid at the date of the report, they should in any event be entered as expenses and set up as accounts payable in the balance sheet. Payment of loans, purchase of investments, purchase of materials for general storerooms charged to inventory accounts of those storerooms, and labor and material charged to work in process accounts should not be included as expenditures.

⁵ Statement of current receipts. In this statement should be included all income of the fiscal period of both restricted and general funds. If accounts are kept on the accrual basis, current income may be reported on that basis; otherwise income should be reported on a cash basis.

⁶ Student fees (lines 1 and 2). Under this caption is to be entered the amount received in cash from all general and specific fees assessed against students after deducting

refunds. Charges for room and board in residence and dining halls should not be included here. Amounts collected to support specific activities and paid over to those activities should be deducted from total collections before income from student fees is entered in the report. Where scholarships are granted out of current revenues, student fees and room and board revenue should include income at the customary rates for the services donated to scholarship students and a similar amount should be set up as an expenditure under "expenditures for other noneducational purposes" for fellowships, scholarships etc. Scholarships which consist of remission of fees or tuition may be treated as deductions from fee income as the student in this case is not charged the full fee.

⁷ Endowments (lines 3 to 5). This heading includes receipts from earnings of all endowment funds, income from which can be used for educational or general purposes, except amounts which are proper accretions to the principal of those funds.

⁸ Public appropriations and tax levies (lines 6 to 9). There should be included hereunder all amounts received from or made available by governmental sources out of governmental, and not institutional, revenues which are expendable for current purposes and which are not specifically appropriated for physical plant extensions or additions to permanent funds.

⁹ Sales and services of educational departments (lines 14 to 16). Here will be included gross income of all enterprises operated in connection with educational divisions of the institution and as a necessary part of the work of these divisions, such as the medical school hospital, dental clinic, dairy creamery and home economics cafeteria.

¹⁰ Other sources (lines 17 to 19). All items of educational and general income not covered under the preceding headings should be included under "other sources." The important items should be listed separately.

¹¹ Statement of auxiliary enterprises and activities (lines 21 to 28). Under this heading are included those enterprises which are not directly related to the educational activities of the institution but exist solely for the purpose of serving the student body or faculty. These enterprises include residence halls, dining halls, infirmary (unless handled as a part of health service), bookstore and laundry (when primarily for service of students and faculty) and their income is principally in the form of cash. They render service to students and perhaps others and are distinct from activities operated by institutional departments. These enterprises are ordinarily self-supporting. Their gross income should be stated after deducting refunds of payments returned. This income should not be included with educational income, however, unless the net income is used to support the educational budget. In that case, the net income may be transferred to the educational and general fund receipts. The same comment applies to expenditures for these activities (lines 54 to 63).

Recreational activities, such as athletics and union, are also included under this heading. If these activities are not handled through the university treasury they should nevertheless be included.

Income and expenditures of intercollegiate athletics should be separately stated, the only exception being the condition in which all expense is an integral part of the Department of Physical Education. There should be deducted from gross receipts the share of other schools in the respective games.

Under expenditures include share of operation and maintenance of physical plant or other general expense when so distributed.

¹² Income to be used for noneducational purposes (lines 29 to 33). Under this heading include income which is to be applied directly toward noneducational expenses other than auxiliary enterprises and activities such as:

- (a) Annuities to beneficiaries of annuity gift funds.
- (b) Fellowships, scholarships, and other student aid (not loans) when no service is required. A scholarship, or similar payment, to a student or fellow is not an "educational expenditure for scholarships etc." It is either (1) a loan if it has to be paid back and therefore is not an expenditure at all, or (2) a payment for whatever type of service the recipient has to render and not a payment for scholarships, or (3) a noneducational expenditure for a scholarship if the recipient does not have to repay it or render any service. It is a gift of the college to the student. The student may use it to pay his tuition, in which case the educational expenditure is made from money received from student fees for tuition. Therefore any income to be used for scholarships of type (3) is income for noneducational purposes.

Table 4

¹³ General administration and expense (lines 35 and 36). Under this heading should be included all expenses of the general executive and administrative offices of the institution, also all expenses which are of a general character and which do not relate to any specific division of the institution, not including, however, the expenditures of the general library or the operation and maintenance of the physical plant.

¹⁴ Resident instruction and departmental research (lines 37 and 38). Under this heading should be included all expenditures on account of instructional departments of the institution, including salaries, office expense and equipment, laboratory expense and equipment, and other expenses. There should be included salaries of college deans, faculty, clerks and technicians. Amounts reported under this heading will include any expenditures for research which are not separately budgeted and accounted for. Expenditures for separately organized research will appear under lines 39 to 42.

¹⁵ Organized research (lines 39 to 42). Include here as separate units such organizations for research purposes as research bureaus, research institutes, experiment stations and projects separately supported.

¹⁶ Extension (lines 43 to 46). This section will include all divisions which do extension work, such as the following: Credit courses; lectures, demonstrations, short courses (noncredit); radio; correspondence work.

¹⁷ Libraries (line 47). Under this heading should be included the total expenditures of the institution for library purposes, including both the general library and all departmental libraries. These should be included: Salaries, other

operating expenses, purchase of books and binding. Law libraries should be included here if possible.

¹⁸ Operation and maintenance of physical plant and general services (lines 48 to 49). Under this heading should be included all expenditures for the operation and maintenance of the physical plant of the entire institution, and miscellaneous general services of an operating character not elsewhere charged. Gross figures should be shown in each case less amounts charged to service enterprises or other items.

¹⁹ Noneducational expenses (lines 64 to 67). Under this heading include expenditures from current funds on account of items which do not relate to the educational work of the institution, such as:

(a) Annuities. Here include amount paid to beneficiaries of annuity funds.

(b) Interest on loans. Here include sums paid for interest on current funds and for interest on capital loans not covered by income from property on which carried.

(c) Financial campaign. Here include the expense of campaign for the purpose of raising funds (expense of regular and continuous publicity should be included under "general expense").

(d) Fellowships, scholarships, student aid and prizes. Under this heading should be entered total expenditures from all funds on account of subsidies to students for fellowships, scholarships, or prizes, where service to the institution is not required, and repayment is not required. If teaching service is required, these items should be included under line 37. Prizes paid from departmental or general funds may be considered educational expense and included in line 37.

²⁰ The balance of each class of fund as reported in table 2 should agree with balance reported in table 1.

To whom should we write regarding this report if questions arise?

Name Position

Affidavit of presiding officer

STATE OF NEW YORK

COUNTY OF

} ss.

being duly sworn, deposes and says that he is the presiding officer of for which the foregoing report is made. That said report has been prepared in accordance with the instructions of the New York State Education Department, that the statements therein he verily believes to be in all respects true and that an exact copy of this report has been filed with the permanent records of the institution.

/s/ Ching-Jun Lin

President of Peking Christian University

Subscribed and sworn to

before me this day of 1943

.....
Notary Public

FUKIEN CHRISTIAN UNIVERSITY

Statistics for the Annual Report of the Associated Boards

July 1, 1942 - June 30, 1943

Teaching Staff (based on full time service) Chinese 52 Western 10 Total 62

Student Enrollment during year Men 319 Women 87 Total 406

Total Expenditures for year, in Chinese Currency (not including salaries of staff furnished by mission boards) \$1,940,495.94

Emergency Reserve 714,816.78

\$2,655,312.72

Total Income for Year, in Chinese Currency:

From Chinese Sources \$ 309,504.51

From Western Sources \$2,345,808.21

(Not including salaries of staff furnished by mission boards)

Total \$2,655,312.72 \$2,655,312.72

Valuation of Plant, Grounds and Equipment, in Chinese Currency \$1,507,346.04

Average Exchange Rate for Year 24.049


Number of staff furnished and paid for by Mission Boards:

Indicate Board furnishing Married Single

American Board Mission 2 full time
1 one-fourth time

Methodist Board 1

Eva M. Asher
Eva M. Asher
Associate Treasurer



FULLER CHRISTIAN UNIVERSITY

For the Year Ending June 30, 1943

(All in U.S. Currency)
@ 2:1 as used in MA

To the New York State Education Department

TABLE 1

| | | |
|---|--------------|--------------|
| Endowment funds (item 2) | 407,720.99 | 407,720.99 |
| Plant funds | | |
| Funds invested in plant (item 6a) | 753,673.02 | 753,673.02 |
| Total Institutional Funds and Liabilities | 1,161,394.01 | 1,161,394.01 |

TABLE 2

| | | |
|---|--------------|--------------|
| Current Income (See table 3) | | |
| Educational and general | 1,346,110.41 | |
| Auxiliary enterprises and activities | 123,016.50 | |
| Other noneducational income | 12,220.95 | 1,481,347.86 |
| Current Expenditures (See table 4) | | |
| Educational and general | 938,702.02 | |
| Auxiliary enterprises and activities | 123,016.50 | |
| Other noneducational expenditures | 12,220.95 | 1,123,939.47 |
| Balance at end of year | | 357,408.39 |
| Balance (invested and uninvested) in funds at beginning of year | 403,656.30 | |
| Additions during year: | | |
| Earnings and profit on investment credited to principal account | 4,064.69 | |
| Total | 407,720.99 | |
| Balance at end of year (Transfer to table 1) | 407,720.99 | |

TABLE 2 (Continued)

| | | |
|--|------------|------------|
| Value of plant at beginning of year | 659,736.00 | |
| Additions during year | 95,502.47 | |
| Total | 755,238.47 | |
| Deductions during year | 1,565.45 | 753,673.02 |
| Value of plant at end of year | | 753,673.02 |
| VALUE OF PHYSICAL PLANT OWNED BY INSTITUTION | | |
| Value of grounds | | 51,977.28 |
| Value of all building x (not including dormitories; see below) | | 305,834.39 |
| Value of all equipment, including libraries | | 273,902.02 |
| x Value of all dormitories, included above | | 121,909.33 |
| Item 6b Statement of Unexpended Plant Fund | | |
| Transfers or expenditures from current funds (not loan) | | |
| From educational and general funds | 93,937.02 | |
| From auxiliary enterprises and activities fund | | 93,937.02 |
| Total receipts and balances | | 93,937.02 |

Plant Funds or all funds for:

| | | |
|---|------------------|------------------|
| Land | 6,249.34 | |
| New Buildings | 39,024.79 | |
| Additions to existing buildings | 13,533.20 | |
| New Equipment | <u>35,129.69</u> | <u>93,937.02</u> |
| Balance in Designated Plant Funds at close of year (Transfer to table 1, column 1) | | <u>0</u> |

TABLE 3 - CURRENT INCOME

| | | |
|--|-------------------|---------------------|
| 1. Resident departments | <u>35,983.53</u> | 35,983.53 |
| 4. From other endowment for general purposes | 34,965.49 | |
| 5. From other endowment for restricted purposes | <u>39,427.00</u> | 174,392.49 |
| 7. State appropriations and tax levies | <u>32,600.00</u> | 32,600.00 |
| 10. Permanent (recurring) grants from churches and boards | 51,381.00 | |
| 12. Estimated salary equivalent of nonsalaried personal service rendered | 30,675.00 ✓ | |
| 13. Other gifts | <u>934,646.72</u> | 1,016,702.72 |
| 17. Interest on current funds | 1,858.09 | |
| 19. Other sources | <u>84,573.58</u> | 86,431.67 |
| 20. Total Educational and general receipts (transfer to table 2) | | <u>1,346,110.41</u> |
| 22. Student Board Fees | | 120,970.00 |
| 23. Graduation fees | | 174.00 |
| 26. Student Union | | 1,872.50 |
| 28. Total (Transfer total to table 2) | | <u>123,016.50</u> |
| 30. For Fellowships, Scholarships, and other student aid | | 3,427.39 |
| 31. From gifts to be used for scholarship, student aid etc. | | 8,793.56 |
| 33. Total (Transfer total to table 2) | | <u>12,220.95</u> |
| 34. Total Current Income | | <u>1,431,347.86</u> |

TABLE 4 - EXPENDITURES FOR CURRENT PURPOSES

| | | |
|--|-------------------|-------------------|
| 35. General administrative offices | 114,313.03 | |
| 36. General expense | <u>226,664.16</u> | 340,977.19 |
| 37. Colleges, schools and departments | <u>437,681.69</u> | 437,681.69 |
| 47. Libraries | <u>28,447.17</u> | 28,447.17 |
| 48. Physical Plant | <u>181,595.97</u> | 181,595.97 |
| 50. Total for Educational and General purposes (Transfer total to table 2) | | <u>988,702.02</u> |

| | | |
|--|------------|---------------------|
| 52. Administrative and professional salaries | 384,318.23 | |
| 53. For capital outlays (new equipment) | 93,937.02 | |
| 55. Student Board Fees | | 120,970.00 |
| 56. Graduation Fees | | 174.00 |
| 59. Student Unions | | 1,872.50 |
| Total (Transfer total to table 2) | | <u>123,016.50</u> |
| 65. Fellowships, scholarships, and other student aid | | 12,220.95 |
| 67. Total (Transfer total to table 2) | | <u>12,220.95</u> |
| 68. Total Expenditures for current purposes | | <u>1,123,939.47</u> |

[Handwritten Signature]
President

ANNUAL STATISTICAL REPORT OF THE TRUSTEES OF

Fukien Christian University

Located at Shaowu, Fukien, China ~~XXX~~

for year ending June 30, 1943

To the New York State Education Department

This annual report is required by law to be transmitted to the Department on or before July 1, 1943

Type of control (check one): State.....; city or district.....; county.....; church.....**X**..... If church, affiliated with what religious denomination? **Union of several**.....; private, independent of church.....

Item 1

Days of regular classroom instruction including half-day sessions, excluding Saturdays and summer session: liberal arts.....**218**....., agriculture **218**, education....., medicine....., natural science.....**218**....., applied science....., graduate....., law....., veterinary....., pharmacy..... Number of Saturday sessions.....

Item 2 Faculty and employees

Names of officers June 30, 1943

President **Ching-jun lin**
 Registrar **Cheng-chou Tsao**
 Secretary **Hsi-Chien Lin**
 Deans — liberal arts **Hsi-Chien Lin** applied science.....
 agriculture ~~Edwin Chen~~ **Edwin Chen** graduate.....
 natural science ~~Tiao-Hsin Wang~~ **Tiao-Hsin Wang** law.....
 acting dean of ~~Kwang-te Lin~~ **Kwang-te Lin** veterinary.....
 students
 academic dean **Tso-Hsin Cheng**

How many officers of instruction were employed full time: men.....**43**..... women.....**17**..... total.....**60**.....

How many on part time: men.....**2**..... women.....**-**..... total.....**2**.....

Those employed part time were the equivalent of how many full time: men.....**2**..... women.....**1**..... total.....**1**.....

Number of officers employed in general administration (president, deans, registrars, financial officers, librarians and other officers, excluding clerks) men.....**18**..... women.....**4**..... total.....**22**.....

"Faculty

| Course | Professors | | Adjunct, associate and ass't professors | | Instructors and tutors | | Lecturers | | Other ass'ts on teaching force | | Total | |
|-------------------------------|------------|-------|---|-------|------------------------|-------|-----------|-------|--------------------------------|-------|-------|-------|
| | Men | Women | Men | Women | Men | Women | Men | Women | Men | Women | Men | Women |
| Liberal arts and science..... | 6 | 3 | 4 | 2 | | | 6 | 2 | 2 | - | 18 | 7 |
| Architecture | | | | | | | | | | | | |
| Graduate | | | | | | | | | | | | |
| Education | | | | | | | | | | | | |
| Law | | | | | | | | | | | | |
| Medicine | | | | | | | | | | | | |
| Veterinary | | | | | | | | | | | | |
| Natural Science..... | 4 | - | 3 | - | | | 3 | 1 | 3 | 6 | 13 | 7 |
| Agriculture | 4 | - | 1 | - | | | 4 | 1 | 2 | 1 | 11 | 2 |
| General courses | - | - | - | - | | | - | - | 3 | 1 | 3 | 1 |
| ^b Total | 14 | 3 | 8 | 2 | | | 13 | 4 | 10 | 8 | 45 | 17 |
| Duplicates | | | | | | | | | | | | |
| University total | | | | | | | | | | | | |

^a Excluding data for summer and university extension courses which should be reported under item 7.

^b Besides the above there were men and women employed in organized research work.

Item 3 Students

Insert in blank spaces under items 3 and 4 any other courses, e. g. Theological (B. D.), etc. and use blank sheet if more columns are ne

| Classes | Arts (B.A.) | | | Science a(B.S.) | | | Agriculture | | | | | | | | | | | |
|-------------------------|----------------|-------|-------|--------------------|-------|-------|-------------|-------|-------|-----|-------|-------|-----|-------|-------|-----|-------|-------|
| | Men | Women | Total | Men | Women | Total | Men | Women | Total | Men | Women | Total | Men | Women | Total | Men | Women | Total |
| Freshman, 1st year..... | 36 | 4 | 40 | 49 | 9 | 58 | 56 | 7 | 63 | | | | | | | | | |
| Sophomore, 2d year.... | 29 | 14 | 43 | 24 | 12 | 36 | 46 | 8 | 54 | | | | | | | | | |
| Junior, 3d year..... | 22 | 14 | 36 | 7 | 6 | 13 | 18 | 3 | 21 | | | | | | | | | |
| Senior, 4th year..... | 5 | 4 | 9 | 8 | 3 | 11 | 12 | 2 | 14 | | | | | | | | | |
| Total..... | 92 | 36 | 128 | 88 | 30 | 118 | 132 | 20 | 152 | | | | | | | | | |
| Unclassified..... | 3 | - | 3 | 1 | - | 1 | 3 | 1 | 4 | | | | | | | | | |
| Graduate..... | | | | | | | | | | | | | | | | | | |
| Grand total..... | 95 | 36 | 131 | 89 | 30 | 119 | 135 | 21 | 156 | | | | | | | | | |

Number of above total attending full time: men 312 women 86 total 398; on part time: men 7 women 1
 total 8. Those attending part time were the equivalent of how many full time: men 3 1/2 women 1/2 total 4
 Number of students in military drill 269
 Number of students preparing to teach: men.....women.....total.....

Item 4 Degrees conferred

| | B.S. | | | First Degrees on | | | | | | | | | | | | | | | |
|------------------------------|------|-------|-------|------------------|--|--|--|--|--|--|--|--|--|--|--|--|--|--|--|
| | B.A. | aB.S. | (Ag.) | | | | | | | | | | | | | | | | |
| Men..... | 5 | 9 | 12 | | | | | | | | | | | | | | | | |
| Women..... | 2 | 4 | 2 | | | | | | | | | | | | | | | | |
| Total since last report..... | 7 | 13 | 14 | | | | | | | | | | | | | | | | |

| | Higher Degrees | | | | | | | | |
|------------------------------|----------------|------|-------|--|--|--|--|--|-------|
| | On Examination | | | | | | | | |
| | M.A. | M.S. | Ph.D. | | | | | | Total |
| Men..... | | | | | | | | | |
| Women..... | | | | | | | | | |
| Total since last report..... | | | | | | | | | |

a If B.S. is conferred in more than one course, give number of students receiving degrees in each course.

eded. If course does not lead to a degree, indicate by crossing out degree. Under "Unclassified" report all students not taking a regular course. Do

| Men | Women | Total | Men | Women | Total | Men | Women | Total | Men | Women | Total | Men | Women | Total | Men | Women | Total |
|-----|-------|-------|-----|-------|-------|-----|-------|-------|-----|-------|-------|-----|-------|-------|-----|-------|-------|
| | | | | | | | | | | | | | | | | | |
| | | | | | | | | | | | | | | | | | |
| | | | | | | | | | | | | | | | | | |
| | | | | | | | | | | | | | | | | | |
| | | | | | | | | | | | | | | | | | |
| | | | | | | | | | | | | | | | | | |
| | | | | | | | | | | | | | | | | | |
| | | | | | | | | | | | | | | | | | |

Completion of Courses in Residence

| | | | | | | | | | | | | | | | | Total | |
|--|--|--|--|--|--|--|--|--|--|--|--|--|--|--|--|-------|--|
| | | | | | | | | | | | | | | | | | |
| | | | | | | | | | | | | | | | | | |
| | | | | | | | | | | | | | | | | | |

Item 5 Graduates

Number of students graduated this year without degrees:

Liberal arts, men....., women.....; applied science, men....., women.....; architecture, men....., women.....; graduate, men....., women.....; education, men....., women.....; law, men....., women.....; medicine, men....., women.....; veterinary, men....., women.....

Recipients of honorary degrees conferred without examination

| Name | Degree | Residence |
|------|--------|-----------|
| | | |
| | | |
| | | |
| | | |
| | | |
| | | |
| | | |

To whom should correspondence regarding this report be addressed?

Name Position.....

Affidavit of presiding officer

STATE OF NEW YORK

COUNTY OF

} ss.

being duly sworn, deposes and says that he is the presiding officer of
for which the foregoing report is made. This said report has been prepared in accordance with the instructions of the New
York State Education Department, that the statements therein he verily believes to be in all respects true and that an
exact copy of this report has been filed with the permanent records of the institution.

/s/ Ching-Jun Lin

^aPresident of Fukien Christian University

Subscribed and sworn to

before me this day of 1943

.....
Notary Public

^a Or corresponding officer.

Annual Statistical Report of the Trustees of Fukien Christian University, located at Shaowu, Fukien, China, for the year ending June 30, 1943.

To the New York State Education Department.

Item 1

Days of regular classroom instruction including half-day sessions, excluding Saturdays and summer session: Liberal arts 218, natural science 218, agriculture 218.

Item 2 Faculty and employees

President - Ching-jun Lin
Registrar - Cheng-chou Tsao
Secretary - Hsi-Chien Lin
Academic Dean - Tso-Hsin Cheng
Acting Dean of Students - Kwang-te Lin

Deans - Liberal Arts - Hsi-Chien Lin
Natural Science - Tiao-Hsin Wang
Agriculture - Edwin Chen

How many officers of instruction were employed full time: men 43 women 17 total 60

How many on part time: men 2 total 2

Those employed part time are the equivalent of how many full time: men 2 total 1

Number of officers employed in general administration (president, deans, registrars, financial officers, librarians) Men 18 Women 4 total 22

| | Faculty | | | | | | | | Total | |
|-----------------|------------|----------|----------------------|----------|-----------|----------|------------------|----------|-----------|-----------|
| | Professors | | Associate Professors | | Lecturers | | Other Assistants | | Men | Women |
| | Men | Women | Men | Women | Men | Women | Men | Women | | |
| Liberal Arts | 6 | 3 | 4 | 2 | 6 | 2 | 2 | - | 18 | 7 |
| Natural Science | 4 | - | 3 | - | 3 | 1 | 3 | 6 | 13 | 7 |
| Agriculture | 4 | - | 1 | - | 4 | 1 | 2 | 1 | 11 | 2 |
| General courses | - | - | - | - | - | - | 3 | 1 | 3 | 1 |
| Total | 14 | 3 | 8 | 2 | 13 | 4 | 10 | 8 | 45 | 17 |

Item 3 Students

| Classes | Arts | | | Science | | | Agriculture | | |
|----------------------|-----------|-----------|------------|-----------|-----------|------------|-------------|-----------|------------|
| | Men | Women | Total | Men | Women | Total | Men | Women | Total |
| Freshmen, 1st year | 36 | 4 | 40 | 49 | 9 | 58 | 56 | 7 | 63 |
| Sophomores; 2nd year | 29 | 14 | 43 | 24 | 12 | 36 | 46 | 8 | 54 |
| Juniors, 3rd year | 22 | 14 | 36 | 7 | 6 | 13 | 18 | 3 | 21 |
| Seniors, 4th year | 5 | 4 | 9 | 8 | 3 | 11 | 12 | 2 | 14 |
| Total | 92 | 36 | 128 | 88 | 30 | 118 | 132 | 20 | 152 |
| Unclassified | 3 | - | 3 | 1 | - | 1 | 3 | 1 | 4 |
| Grand Total | 95 | 36 | 131 | 89 | 30 | 119 | 135 | 21 | 156 |

Number of above total attending full time; men 312 women 86 total 398; on part time; men 7 women 1 total 8. Those attending part time were the equivalent of how many full time; men 34 women 4 total 4.

Number of students in military drill 269.

Number of students preparing to teach. Do not have a normal course

Item 4 Degrees conferred:

| | <u>Bachelor of Arts</u> | <u>Bachelor of Science</u> | <u>Bachelor of Agriculture</u> |
|-------|-------------------------|----------------------------|--------------------------------|
| Men | 5 | 9 | 12 |
| Women | 2 | 4 | 2 |
| Total | 7 | 13 | 14 |

Item 6 Library

Number of volumes in library 95,691; pamphlets 31,390. Is your library free for public reference? No. for lending? No. Number of volumes issued for home use 25,150

Item 7 Miscellaneous

Give number of years in each course: Liberal Arts 4 Natural Science 4 Agriculture 4.

*Only 2 copies -
One sent to Wayne W. Sofor*

The University of the State of New York
The State Education Department

Universities, colleges and professional and technical schools

ANNUAL FINANCIAL REPORT OF THE TRUSTEES OF

FUKIEN CHRISTIAN UNIVERSITY Located at Shaowu, Fukien, China - - -

FOR THE YEAR ENDING JUNE 30, 1944

To the New York State Education Department

This annual report is required by law to be transmitted to the Department on or before July 1, 1944

Explanations Applicable to the Financial Report

This financial report follows the form recommended by the National Committee on Standard Reports for Institutions of Higher Education. Table 1 represents a report drawn from the credit side of the balance sheet and is designed to show the nature and amount of the several classes of funds utilized by the institution. Table 2 shows the changes in the several classes of funds during the fiscal year. It is important that the balance of each class of funds shown in table 2 should agree with the amount of that class as reported in table 1. Table 3 shows the current income of the fiscal year and table 4 shows the current expenditures of the fiscal year.

Should any interpretation of tables 1 or 2 be required, reference may be made to pages 49 to 63 of Financial Reports of Colleges and Universities, published by the National Committee on Standard Reports. For your guidance in preparing these tables and in preparing tables 3 and 4 the explanations of items are given on the last page of this report.

Remarks: Used average rate US\$1.00 = LC\$32.57

[2]

TABLE 1—STATEMENT OF INSTITUTIONAL FUNDS AND LIABILITIES

| | CODE | FUNDS ^a (1) | *LIABILITIES ^b (2) (8X29) | TOTAL (1)+(2) (8X39) |
|--|------|------------------------|---|-------------------------|
| Current funds (item 1) | | | | |
| General | 8199 | \$..... | \$..... | \$..... |
| Restricted | 8299 | | | |
| Endowment funds (item 2)..... | 8399 | 365,133.48 | | 365,133.48 |
| Funds functioning as endowment (item 3)..... | 8499 | | | |
| Annuity funds (item 4)..... | 8599 | | | |
| Loan funds (loanable principal (item 5)..... | 8699 | | | |
| Plant funds | | | | |
| Funds invested in plant (item 6a)..... | 3799 | 407,524.39 | | 407,524.39 |
| Plant funds unexpended (item 6b)..... | 5899 | | | |
| Agency funds | 8999 | | | |
| Undesignated funds | 8099 | | | |
| TOTAL INSTITUTIONAL FUNDS AND LIABILITIES..... | 8X19 | \$772,657.87 | \$..... | \$772,657.87 |

^a Funds owned by the institution and utilized in its activities.
^b Funds borrowed by the institution and utilized in its activities.
 *Accumulated deficits. The foregoing table is drawn from the credit side of the balance sheet. Any fund balance reported under item 1--General above represents current general fund surplus. This table makes no provision for reporting deficits since these are ordinarily shown as debits on balance sheet. If there was an accumulated deficit at the close of the year, indicate the amount: \$. The accumulated deficit should appear as a minus quantity in reporting current general fund balances in table 2, item 1.

TABLE 2—SCHEDULES SHOWING THE CHANGES DURING THE YEAR IN THE SEVERAL CLASSES OF FUNDS

Item 1 Statement of Current Funds, Showing a Summary of Current Income, Expenditures and Surplus

| | CODE | | | TOTAL |
|---|------|--------------|--------------|--------------|
| Balance, beginning of year | | | | |
| General (unrestricted) funds | 1001 | | \$ 33,554.02 | |
| Restricted funds | 1002 | | | \$ 33,554.02 |
| Current income (See table 3) | | | | |
| Educational and general | 1099 | \$177,102.93 | | |
| Auxiliary enterprises and activities | 1199 | 39,012.89 | | |
| Other noneducational income | 1299 | 1,501.86 | 217,617.68 | |
| Current expenditures (See table 4) | | | | |
| Educational and general | 2099 | 172,982.23 | | |
| Auxiliary enterprises and activities | 2199 | 39,012.89 | | |
| Other noneducational expenditures..... | 2299 | 39,176.58 | 251,171.70 | |
| Excess or deficiency of income for year..... | 6199 | | | 33,554.02 |
| Other additions and deductions (net)..... | 7199 | | | |
| Balance at end of year..... | 8999 | | | |
| Consisting of ²⁰ | | | | |
| General (unrestricted) funds (Transfer to table 1)..... | 8199 | | | |
| Restricted funds (Transfer to table 1)..... | 8299 | | | |

Items 2, 3, 4 and 5. Statement of Nonexpendable Funds¹

| | ITEM 2 ENDOWMENT FUNDS (8399) | ITEM 3 FUNDS TEMPORARILY FUNCTIONING (8499) AS ENDOWMENT | ITEM 4 ANNUITY FUNDS (8599) | ITEM 5 LOAN FUNDS (8699) |
|---|--|---|--------------------------------------|--------------------------------|
| Balance (invested and uninvested) in funds at beginning of year | \$365,091.65 | \$..... | \$..... | \$..... |
| Additions during year: | | | | |
| Receipts from: | | | | |
| Public appropriations | | | | |
| Private gifts and grants | | | | |
| Earnings and profit on investment credited to principal account | 41.83 | | | |
| Transfers from current funds to nonexpendable funds | | | | |
| TOTAL | \$ 365,133.48 | \$..... | \$..... | \$..... |
| Deductions during year (specify) | | | | |
| Balance at end of year ²⁰ (Transfer to table 1)..... | \$365,133.48 | \$..... | \$..... | \$..... |

TABLE 2 — Continued

Item 6a Statement of Funds Invested in Plant²

| | TOTAL | CODE |
|---|--------------|------|
| Value of plant at beginning of year..... | \$397,248.25 | 3011 |
| Additions during year | 10,276.14 | 3021 |
| TOTAL | \$407,524.39 | 3099 |
| Deductions during year | | 3031 |
| Value of plant at end of year (Details given below)..... | | 3041 |
| Less: Endowment funds invested in plant (Transfer the total of these..... | | |
| Loans outstanding against plant two items to table 1, column 2)..... | | 3051 |
| Net invested in plant at end of year ²⁰ (Transfer to table 1, column 1)..... | \$407,524.39 | 3799 |
| VALUE OF PHYSICAL PLANT OWNED BY INSTITUTION: (detail of item above) | | |
| Value of grounds | \$..... | 3791 |
| Value of all buildings | | 3792 |
| Value of all equipment, including libraries | | 3793 |
| Value of all dormitories, included above | | 3794 |

Item 6b Statement of Unexpended Plant Funds³

| Receipts for Capital Outlay — Plant Extension | TOTAL | CODE |
|---|---------|------|
| Balance in designated plant funds at beginning of year..... | \$..... | 4011 |
| Receipts during year: | | |
| Public appropriations and tax levies: | | |
| Federal | \$..... | |
| State | | |
| County | | |
| City and district | | 4021 |
| Private gifts, grants and benefactions..... | | 4022 |
| Other sources (earnings and profits on investments) | | 4023 |
| Transfers or expenditures from current funds (not loans): | | |
| From educational and general funds | | |
| From auxiliary enterprises and activities funds | | 4031 |
| Other receipts for plant extensions (describe): | | 4041 |
| Loans for plant extension | | |
| TOTAL RECEIPTS AND BALANCES (including transfers or expenditures from other funds). | \$..... | 4999 |

| Expenditures for Capital Outlay — Plant Extension ³ (If possible, include all capital expenditures below under expenditures from plant funds, although they have been included under table 4. Otherwise separately report the amounts spent from educational and general funds and from auxiliary enterprises funds during the year for capital outlays, plant extension and new equipment.) | TOTAL | CODE |
|---|---------|------|
| From plant funds or all funds for: | | |
| Land | \$..... | |
| New buildings | | |
| Additions to existing buildings | | |
| Improvements other than buildings | | |
| New equipment | | |
| From educational and general funds (if not included above)..... | | |
| From auxiliary enterprises and activities funds (if not included above)..... | \$..... | 5051 |
| Loans paid from plant funds | | 5052 |
| Balance in Designated Plant Funds at close of year ²⁰ (Transfer to table 1, column 1)..... | \$..... | 5899 |

Item 7 Agency Funds, and

Item 8 Undesignated Funds may be reported if held by the institution on forms similar to that used in reporting Items 2, 3, 4 and 5.

TABLE 3—CURRENT INCOME^{4, 5}

| Income for Educational and General Purposes | | TOTAL | CODE |
|--|--|---------------------|---------------------|
| Student fees ⁶ (for matriculation, laboratory, library etc., but NOT including fees for auxiliary enterprises and activities, such as athletics, infirmary etc., given in items 21 to 28) | | | |
| 1 | Resident departments | \$ 7,108.00 | |
| 2 | Extension departments | | |
| | Endowment⁷ (interest, including income from 1862, and other public and private endowments, but not including additions to principal of endowment funds): | | |
| 3 | From federal endowment (1862 and other land grants)..... | | |
| 4 | From other endowment for general purposes..... | 6,001.07 | |
| 5 | From other endowment for restricted purposes | 23,724.71 | 29,725.78 |
| | Receipts from other public sources for current expenses:⁸ | | |
| 6 | Federal appropriations | | |
| 7 | State appropriations and tax levies..... | 2,272.03 | 2,272.03 |
| 8 | County appropriations and tax levies..... | | |
| 9 | City or district appropriations or tax levies..... | | 1049 |
| | Gifts and grants from private sources (including foundations, for current expenses): | | |
| 10 | Permanent (recurring) grants from churches and boards..... | 5,743.01 | |
| 11 | Other grants (not automatically recurring) from churches and boards..... | 1,032.11 | |
| 12 | Estimated salary equivalent of nonsalaried personal service rendered..... | 11,283.39 | |
| 13 | Other gifts | 98,018.31 | 116,076.82 |
| | Sales and services of educational departments (gross income):⁹ | | |
| 14 | Agriculture | | |
| 15 | Dental school | | |
| 16 | Others (<i>itemize</i>) | | 1049 |
| | Receipts from other sources for educational and general purposes:¹⁰ | | |
| 17 | Interest on current funds..... | 1,567.28 | |
| 18 | Net income from rented property (excluding residence halls)..... | | |
| 19 | Other sources | 20,353.02 | 21,920.30 |
| 20 | TOTAL EDUCATIONAL AND GENERAL RECEIPTS (Transfer total to table 2.)..... | \$177,102.93 | \$177,102.93 |

| Income for Auxiliary Enterprises and Activities ¹¹ (Gross figures unless otherwise indicated, including receipts from student fees for these purposes. Give figures even though not handled through college office.) | | TOTAL | CODE |
|---|---|--------------------|-------------|
| 21 | Residence halls | \$..... | 1111 |
| 22 | Dining halls | 38,670.55 | 1112 |
| 23 | Student hospital or infirmary..... | | 1121 |
| 24 | College bookstore | | 1122 |
| 25 | Athletics (if handled separately from physical education budget) excluding shares of visiting teams.. | | 1123 |
| 26 | Student unions | 278.48 | 1124 |
| 27 | Other activities(Graduation Fees)..... | 63.86 | 1125 |
| 28 | TOTAL (Transfer total to table 2.)..... | \$39,012.89 | 1199 |

| Income to be Used for Noneducational Purposes ¹² (excepting auxiliary enterprises and activities and capital outlays) | | TOTAL | CODE |
|--|---|---------------------|-------------|
| Income from investments (interest): | | | |
| 29 | For annuities to beneficiaries (usually from funds subject to annuity)..... | \$..... | |
| 30 | For fellowships, scholarships, and other student aid (not loans) when NO service is required in return..... | 515.49 | \$ 515.49 |
| 31 | From gifts to be used for scholarships, student aid etc. (not loans) when NO service is required in return..... | | 986.37 |
| 32 | Other receipts for noneducational purposes..... | | 1213 |
| 33 | TOTAL (Transfer total to table 2.)..... | \$ 1,501.86 | 1299 |
| 34 | TOTAL CURRENT INCOME..... | \$217,617.68 | 1999 |

TABLE 4 — EXPENDITURES FOR CURRENT PURPOSES⁴

| Expenditures for Educational and General Purposes (including equipment purchased from general current funds) | | TOTAL | CODE |
|--|--|--------------|------|
| General administration and expense: ¹³ | | | |
| 35 | General administrative offices | \$ 18,029.16 | |
| 36 | General expense | 48,900.06 | 2019 |
| | | \$ 66,929.22 | |
| Resident instruction and departmental research: ¹⁴ | | | |
| 37 | Colleges, schools and departments (including nonbudgeted research) | 72,064.52 | |
| 38 | Organized activities relating to instructional departments, such as medical school hospitals, dental or legal clinics, creameries, museums etc. | | 2029 |
| | | 72,064.52 | |
| Organized research, separately budgeted: ¹⁵ | | | |
| 39 | Agricultural experiment station | | |
| 40 | Bureau of educational research | | |
| 41 | Engineering experiment station | | |
| 42 | Others | | 2029 |
| Extension (all extension services and correspondence courses): ¹⁶ | | | |
| 43 | Agricultural | | |
| 44 | Engineering | | |
| 45 | General university extension courses | | |
| 46 | Others | | 2049 |
| 47 | Libraries (including salaries, other operating expenses and purchase of books and binding) ¹⁷ | 8,569.61 | 2049 |
| | | 8,569.61 | |
| Operation and maintenance of physical plant, and other general services: ¹⁸ | | | |
| 48 | Physical plant | 25,418.88 | |
| 49 | Other general services | | 2039 |
| | | 25,418.88 | |
| 50 | TOTAL FOR EDUCATIONAL AND GENERAL PURPOSES (Transfer total to table 2.) | \$172,982.23 | 2099 |
| Amount included above expended for: | | | |
| 51 | Administrative and professional salaries | \$ 71,006.36 | |
| 52 | Other personal services (clerical, operation and maintenance) | \$ 16,833.50 | |
| 53 | For capital outlays (new equipment) | \$ 10,276.14 | |

| Expenditures for Auxiliary Enterprises and Activities ¹¹ (Gross figures unless otherwise indicated, including all expenditures for salaries, other operating expenses and capital outlays from current funds. Give figures even though not handled through college office.) | | TOTAL | CODE |
|--|---|--------------|------|
| 54 | Residence halls | \$ | 2111 |
| 55 | Dining halls | 38,670.55 | 2112 |
| 56 | Student hospital or infirmary | | 2121 |
| 57 | College bookstore | | 2122 |
| 58 | Athletics (if handled separately from physical education budget) excluding shares of visiting teams | | 2123 |
| 59 | Student unions | 278.48 | 2124 |
| 60 | Other activities .. (Graduation Fees) | 63.86 | 2125 |
| 61 | TOTAL (Transfer total to table 2.) | \$ 39,012.89 | 2199 |

| Expenditures for Noneducational Purposes ¹⁹ (except auxiliary enterprises and capital outlays) | | TOTAL | CODE |
|---|---|---------------|------|
| 62 | Annuities | \$ | 2211 |
| 63 | Interest on loans | 1,384.16 | 2212 |
| 64 | Financial campaigns | | 2213 |
| 65 | Fellowships, scholarships, and other student aid NOT involving services to institution or repayment | \$ 1,501.86 | 2214 |
| 66 | Other purposes (Student Services, Farms, other Projects) | \$ 36,290.56 | 2215 |
| 67 | TOTAL (Transfer total to table 2.) | \$ 39,176.58 | 2299 |
| 68 | TOTAL EXPENDITURES FOR CURRENT PURPOSES | \$ 251,171.70 | 2999 |

Table 2

¹ Statement of nonexpendable funds (items 2, 3, 4, 5). This statement shows the changes of the principal in all funds used for the purpose of producing income. It begins with the balance at the beginning of the year of endowment funds and other funds used to produce income, additions and deductions during the year, and balance at the end of the year. Additions include any sums arising from gifts and grants from private sources, earnings and profits on investments to be added to principal, public appropriations and tax levies. They should not include receipts from the sale of investments, except the portion of such receipts which represents profit and which is to be added to the principal of the funds, or held as a reserve for gains and losses. Earnings on investments should not be included unless such earnings are to be added to the principal. Deductions may include losses on investments.

Note that provision is made for separate data for four types of nonexpendable funds: (2) Ordinary endowment either general or restricted from which the interest only can be used, (3) funds temporarily functioning as endowment, (4) funds held by the college which are subject to an annuity payment, and (5) funds from which either the interest, principal, or both can be loaned to be paid back with or without interest at some future date.

² Plant values (table 2, item 6a). This schedule includes a statement showing the change in value of plant and its gross and net value at the end of the year as well as the value of grounds, buildings, and equipment separately when available. Plant item should be carried in the accounts at cost until disposed of. If any other basis of valuation is used, that should be noted in this report.

³ Statement of unexpended plant funds (table 2, item 6b). It is intended that this section shall include income to cover all expenditures for plant extension whether made from designated plant funds, educational and general funds, auxiliary enterprises and activities funds, or loans. If expenditures for capital outlays or equipment are made directly from other than plant funds, they will be included in the expenditures for those funds and included again here in plant funds for the purpose of bringing all plant income and expenditures together.

The statements have therefore been set up in such a way as to show the capital expenditures in each fund as the amount which should be included in both the receipts and expenditures side of the plant extension statement.

Include in this section, if possible, expenditures for all capital outlays whether made from designated plant funds or from other funds.

Table 3

⁴ Basis of reporting receipts and expenditures. Where the accounts are kept on a cash basis as to income, meaning that an item is considered income when it is received in cash or made available to the institution in a public treasury, income should be reported on that basis. Under those conditions, cash receipts which do not increase expendable fund balances should be omitted from the statement of income. Examples of such items are money borrowed and sale of investments. Receipts representing additions to loan funds, endowment funds and funds for physical plant extension should appear in the statements of those funds and not as current income.

Where the accounts are kept on an accrual basis as to income, meaning that an item is set up as income when it becomes due or when a bill is rendered for it, the income may be reported on that basis. Under such circumstances, income should be conservatively reported and an allowance should be made for maximum losses through inability to collect.

Expenditures should be accounted for and reported on such a basis as to take into the accounts all approved bills for material received and service rendered during the period covered. If any such bills remain unpaid at the date of the report, they should in any event be entered as expenses and set up as accounts payable in the balance sheet. Payment of loans, purchase of investments, purchase of materials for general storerooms charged to inventory accounts of those storerooms, and labor and material charged to work in process accounts should not be included as expenditures.

⁵ Statement of current receipts. In this statement should be included all income of the fiscal period of both restricted and general funds. If accounts are kept on the accrual basis, current income may be reported on that basis; otherwise income should be reported on a cash basis.

⁶ Student fees (lines 1 and 2). Under this caption is to be entered the amount received in cash from all general and specific fees assessed against students after deducting

refunds. Charges for room and board in residence and dining halls should not be included here. Amounts collected to support specific activities and paid over to those activities should be deducted from total collections before income from student fees is entered in the report. Where scholarships are granted out of current revenues, student fees and room and board revenue should include income at the customary rates for the services donated to scholarship students and a similar amount should be set up as an expenditure under "expenditures for other noneducational purposes" for fellowships, scholarships etc. Scholarships which consist of remission of fees or tuition may be treated as deductions from fee income as the student in this case is not charged the full fee.

⁷ Endowments (lines 3 to 5). This heading includes receipts from earnings of all endowment funds, income from which can be used for educational or general purposes, except amounts which are proper accretions to the principal of those funds.

⁸ Public appropriations and tax levies (lines 6 to 9). There should be included hereunder all amounts received from or made available by governmental sources out of governmental, and not institutional, revenues which are expendable for current purposes and which are not specifically appropriated for physical plant extensions or additions to permanent funds.

⁹ Sales and services of educational departments (lines 14 to 16). Here will be included gross income of all enterprises operated in connection with educational divisions of the institution and as a necessary part of the work of these divisions, such as the medical school hospital, dental clinic, dairy creamery and home economics cafeteria.

¹⁰ Other sources (lines 17 to 19). All items of educational and general income not covered under the preceding headings should be included under "other sources." The important items should be listed separately.

¹¹ Statement of auxiliary enterprises and activities (lines 21 to 28). Under this heading are included those enterprises which are not directly related to the educational activities of the institution but exist solely for the purpose of serving the student body or faculty. These enterprises include residence halls, dining halls, infirmary (unless handled as a part of health service), bookstore and laundry (when primarily for service of students and faculty) and their income is principally in the form of cash. They render service to students and perhaps others and are distinct from activities operated by institutional departments. These enterprises are ordinarily self-supporting. Their gross income should be stated after deducting refunds of payments returned. This income should not be included with educational income, however, unless the net income is used to support the educational budget. In that case, the net income may be transferred to the educational and general fund receipts. The same comment applies to expenditures for these activities (lines 54 to 63).

Recreational activities, such as athletics and union, are also included under this heading. If these activities are not handled through the university treasury they should nevertheless be included.

Income and expenditures of intercollegiate athletics should be separately stated, the only exception being the condition in which all expense is an integral part of the Department of Physical Education. There should be deducted from gross receipts the share of other schools in the respective games.

Under expenditures include share of operation and maintenance of physical plant or other general expense when so distributed.

¹² Income to be used for noneducational purposes (lines 29 to 33). Under this heading include income which is to be applied directly toward noneducational expenses other than auxiliary enterprises and activities such as:

- (a) Annuities to beneficiaries of annuity gift funds.
- (b) Fellowships, scholarships, and other student aid (not loans) when no service is required. A scholarship, or similar payment, to a student or fellow is not an "educational expenditure for scholarships etc." It is either (1) a loan if it has to be paid back and therefore is not an expenditure at all, or (2) a payment for whatever type of service the recipient has to render and not a payment for scholarships, or (3) a noneducational expenditure for a scholarship if the recipient does not have to repay it or render any service. It is a gift of the college to the student. The student may use it to pay his tuition, in which case the educational expenditure is made from money received from student fees for tuition. Therefore any income to be used for scholarships of type (3) is income for noneducational purposes.

Table 4

¹³ General administration and expense (lines 35 and 36). Under this heading should be included all expenses of the general executive and administrative offices of the institution, also all expenses which are of a general character and which do not relate to any specific division of the institution, not including, however, the expenditures of the general library or the operation and maintenance of the physical plant.

¹⁴ Resident instruction and departmental research (lines 37 and 38). Under this heading should be included all expenditures on account of instructional departments of the institution, including salaries, office expense and equipment, laboratory expense and equipment, and other expenses. There should be included salaries of college deans, faculty, clerks and technicians. Amounts reported under this heading will include any expenditures for research which are not separately budgeted and accounted for. Expenditures for separately organized research will appear under lines 39 to 42.

¹⁵ Organized research (lines 39 to 42). Include here as separate units such organizations for research purposes as research bureaus, research institutes, experiment stations and projects separately supported.

¹⁶ Extension (lines 43 to 46). This section will include all divisions which do extension work, such as the following: Credit courses; lectures, demonstrations, short courses (noncredit); radio; correspondence work.

¹⁷ Libraries (line 47). Under this heading should be included the total expenditures of the institution for library purposes, including both the general library and all departmental libraries. These should be included: Salaries, other

operating expenses, purchase of books and binding. Law libraries should be included here if possible.

¹⁸ Operation and maintenance of physical plant and general services (lines 48 to 49). Under this heading should be included all expenditures for the operation and maintenance of the physical plant of the entire institution, and miscellaneous general services of an operating character not elsewhere charged. Gross figures should be shown in each case less amounts charged to service enterprises or other items.

¹⁹ Noneducational expenses (lines 64 to 67). Under this heading include expenditures from current funds on account of items which do not relate to the educational work of the institution, such as:

(a) Annuities. Here include amount paid to beneficiaries of annuity funds.

(b) Interest on loans. Here include sums paid for interest on current funds and for interest on capital loans not covered by income from property on which carried.

(c) Financial campaign. Here include the expense of campaign for the purpose of raising funds (expense of regular and continuous publicity should be included under "general expense").

(d) Fellowships, scholarships, student aid and prizes. Under this heading should be entered total expenditures from all funds on account of subsidies to students for fellowships, scholarships, or prizes, where service to the institution is not required, and repayment is not required. If teaching service is required, these items should be included under line 37. Prizes paid from departmental or general funds may be considered educational expense and included in line 37.

²⁰ The balance of each class of fund as reported in table 2 should agree with balance reported in table 1.

To whom should we write regarding this report if questions arise?

Name Position

Affidavit of presiding officer

STATE OF NEW YORK }
COUNTY OF } ss.

being duly sworn, deposes and says that he is the presiding officer of
for which the foregoing report is made. That said report has been prepared in accordance with the instructions of the New York State Education Department, that the statements therein he verily believes to be in all respects true and that an exact copy of this report has been filed with the permanent records of the institution.

.....
President of

Subscribed and sworn to
before me this.....day of.....1944

.....
Notary Public

See C. Y. Lin's letter of 8.25-44 [8]

FUKIEN CHRISTIAN UNIVERSITY

STATISTICS FOR THE ANNUAL REPORT OF THE ASSOCIATED BOARDS

July 1, 1943 - June 30, 1944

Teaching Staff (based on full time service) Chinese 50 Western 13 Total 63

Student Enrollment during year Men 369 Women 98 Total 467

Total Expenditures for Year, in Chinese Currency \$5,449,658.87

(Do not include salaries of staff furnished by mission boards)

Total Income for Year, in Chinese Currency:

From Chinese Sources \$1,140,451.56

From Western Sources \$4,309,207.31

(Do not include salaries of staff furnished by mission boards)

Total \$5,449,658.87


Valuation of Plant, Grounds and Equipment, in Chinese Currency \$1,842,039.92

Average Exchange Rate for Year @32.57

Number of Staff furnished and paid for by Mission Boards:

| Indicate Board Furnishing | Married | Single |
|----------------------------------|-------------------------------|--------|
| <u>American Board Mission</u> | 2 (full time) 1 (1/2 time) | _____ |
| <u>Methodist Board</u> | 2 | _____ |
| <u>Church Missionary Society</u> | 1 | _____ |

Ching Sun Lin
Ching Sun Lin
President



ANNUAL STATISTICAL REPORT OF THE TRUSTEES OF

FUKIEN CHRISTIAN UNIVERSITY

Located at Shaowu, Fukien, China N-Y.

for year ending June 30, 1944

This annual report is required by law to be transmitted to the State Education Department on or before July 1, 1944

Type of control (check one): State.....; city or district.....; county.....; church If church, affiliated with what religious denomination? Union of several.....; private, independent of church.....

Item 1

Days of regular classroom instruction including half-day sessions, excluding Saturdays and summer session: liberal arts 218....., agriculture 218, architecture 218, education....., medicine....., natural science 218, applied science....., graduate....., law....., veterinary....., pharmacy..... Number of Saturday sessions.....

Item 2 Faculty and employes

Names of officers June 30, 1944

President Ching-jun Lin.....
Registrar Cheng-chou Tseo..... Secretary Hsi-Chien Lin.....
Deans — liberal arts I-Yuan Chen..... natural science Tiao-Hsin Wong.....
architecture..... graduate.....
education..... law Agriculture: Edwin Chen.....
medicine..... veterinary.....
academic: Tso-Hsin Cheng..... acting dean of students: Tso-Hsin Cheng.....How many officers of instruction were employed full time: men 48..... women 17..... total 65.....How many on part time: men 4..... women..... total 4.....Those employed part time were the equivalent of how many full time: men 2..... women..... total 2.....Number of officers employed in general administration (president, deans, registrars, financial officers, librarians and other officers, excluding clerks) men 18..... women 4..... total 22.....

Faculty

| Course | Professors | | Adjunct, associate and ass't professors | | Instructors and tutors | | Lecturers | | Other ass'ts on teaching force | | Total | |
|-----------------------------------|------------|-------|---|-------|------------------------|-------|-----------|-------|--------------------------------|-------|-------|-------|
| | Men | Women | Men | Women | Men | Women | Men | Women | Men | Women | Men | Women |
| Liberal arts and science..... | 7 | 3 | 4 | 2 | | | 10 | 2 | | | 21 | 7 |
| Architecture Natural Science..... | 4 | | 5 | | | | 1 | 1 | 3 | 4 | 13 | 5 |
| Graduate | | | | | | | | | | | | |
| Education | | | | | | | | | | | | |
| Law | | | | | | | | | | | | |
| Medicine | | | | | | | | | | | | |
| Veterinary | | | | | | | | | | | | |
| Agriculture..... | 5 | | 3 | | | | 4 | 1 | 2 | | 14 | 1 |
| General Courses..... | | | | | | | | | 4 | | 4 | |
| ^b Total | 16 | 3 | 12 | 2 | | | 15 | 4 | 9 | 4 | 52 | 13 |
| Duplicates..... | | | | | | | | | | | | |
| University total | 16 | 3 | 12 | 2 | | | 15 | 4 | 9 | 4 | 52 | 13 |

^a Excluding data for summer and university extension courses which should be reported under item 7.^b Besides the above there were men and women employed in organized research work.

Item 3 Students

Insert in blank spaces under items 3 and 4 any other courses, e. g. Theological (B. D.), etc. and use blank sheet if more columns are ne

| Classes | Arts (B.A.) | | | Science a(B.S.) | | | Agriculture | | | | | | | | | | | |
|------------------------------|----------------|----------------|-------|--------------------|-------|-------|-------------|-------|-------|-----|-------|-------|-----|-------|-------|-----|-------|-------|
| | Men | Women | Total | Men | Women | Total | Men | Women | Total | Men | Women | Total | Men | Women | Total | Men | Women | Total |
| Freshman, 1st year | 28 | 2 | 30 | 43 | 16 | 59 | 82 | 8 | 90 | | | | | | | | | |
| Sophomore, 2d year | 18 | 8 ⁷ | 26 | 30 | 6 | 36 | 44 | 6 | 50 | | | | | | | | | |
| Junior, 3d year | 28 | 14 | 42 | 18 | 12 | 30 | 40 | 8 | 48 | | | | | | | | | |
| Senior, 4th year | 20 | 13 | 33 | 4 | 4 | 8 | 14 | | 14 | | | | | | | | | |
| <i>Total</i> | 94 | 37 | 131 | 95 | 38 | 133 | 180 | 22 | 202 | | | | | | | | | |
| Unclassified | 4 | | 4 | 1 | 1 | 2 | 2 | | 2 | | | | | | | | | |
| Graduate | | | | | | | | | | | | | | | | | | |
| <i>Grand total</i> | 98 | 37 | 135 | 96 | 39 | 135 | 182 | 22 | 204 | | | | | | | | | |

Number of above total attending full time: men 360 women 97 total 467 ; on part time: men 7 women 1 total 8

Number of students preparing to teach: men women total Do not have normal course

Item 4 Degrees conferred

| | First Degrees on | | | | | | | | | |
|--|------------------|-------|---------|--|--|--|--|--|--|--|
| | B.A. | aB.S. | B. Agr. | | | | | | | |
| Men | 19 | 2 | 14 | | | | | | | |
| Women | 12 | 4 | | | | | | | | |
| <i>Total since last report</i> | 31 | 6 | 14 | | | | | | | |

| | Higher Degrees | | | | | | |
|--|----------------|------|-------|--|--|--|-------|
| | On Examination | | | | | | |
| | M.A. | M.S. | Ph.D. | | | | Total |
| Men | | | | | | | |
| Women | | | | | | | |
| <i>Total since last report</i> | | | | | | | |

a If B.S. is conferred in more than one course, give number of students receiving degrees in each course.

eded. If course does not lead to a degree, indicate by crossing out degree. Under "Unclassified" report all students not taking a regular course. D

| Men | Women | Total | Men | Women | Total | Men | Women | Total | Men | Women | Total | Men | Women | Total | Men | Women | Total | Men | Women | Total |
|-----|-------|-------|-----|-------|-------|-----|-------|-------|-----|-------|-------|-----|-------|-------|-----|-------|-------|-----|-------|-------|
| | | | | | | | | | | | | | | | | | | | | |
| | | | | | | | | | | | | | | | | | | | | |
| | | | | | | | | | | | | | | | | | | | | |
| | | | | | | | | | | | | | | | | | | | | |
| | | | | | | | | | | | | | | | | | | | | |
| | | | | | | | | | | | | | | | | | | | | |
| | | | | | | | | | | | | | | | | | | | | |
| | | | | | | | | | | | | | | | | | | | | |

Completion of Courses in Residence

| | | | | | | | | | | | | | | | | | Total | | | | | |
|--|--|--|--|--|--|--|--|--|--|--|--|--|--|--|--|--|-------|--|--|--|--|----|
| | | | | | | | | | | | | | | | | | | | | | | 35 |
| | | | | | | | | | | | | | | | | | | | | | | 16 |
| | | | | | | | | | | | | | | | | | | | | | | 51 |

Item 5 Graduates

Number of students graduated this year without degrees:

Liberal arts, men....., women.....; applied science, men....., women.....; architecture, men....., women.....;
 graduate, men....., women.....; education, men....., women.....; law, men....., women.....; medicine, men.....,
 women.....; veterinary, men....., women.....

Recipients of honorary degrees conferred without examination

| Name | Degree | Residence |
|------|--------|-----------|
| | | |
| | | |
| | | |
| | | |
| | | |
| | | |
| | | |
| | | |

Do not include summer school or university extension students in the following classifications; data for these should be reported under item 7.

| Total | | | | | | | | | | | | | | | | Total | | |
|-------|-----|-------|-------|-----|-------|-------|-----|-------|-------|-----|-------|-------|-----|-------|-------|-----------------------|-------|-------|
| | Men | Women | Total | Men | Women | Total | Men | Women | Total | Men | Women | Total | Men | Women | Total | Men | Women | Total |
| | | | | | | | | | | | | | | | | 153 | 26 | 179 |
| | | | | | | | | | | | | | | | | 92 | 20 | 112 |
| | | | | | | | | | | | | | | | | 86 | 34 | 120 |
| | | | | | | | | | | | | | | | | 38 | 17 | 55 |
| | | | | | | | | | | | | | | | | 369 | 97 | 466 |
| | | | | | | | | | | | | | | | | 7 | 1 | 8 |
| | | | | | | | | | | | | | | | | 376 | 98 | 474 |
| | | | | | | | | | | | | | | | | Duplicates | | |
| | | | | | | | | | | | | | | | | University total..... | | |

Item 6 Library

Number of volumes in library 98542; pamphlets 31833. Is your library free to the public for reference? No for lending? No Number of volumes issued for home use 48322
This should state entire circulation for the year. One book lent 10 times counts 10 not 1.

Item 7 Miscellaneous

Give number of years in each course: liberal arts 4, natural applied science 4, architecture....., graduate....., education....., law....., medicine....., veterinary....., agriculture 4
 Number of days session in summer courses.....

| | Number of teachers | | | Number of students | | |
|----------------------------|----------------------|-------|-------|--------------------|-------|-------|
| | Men | Women | Total | Men | Women | Total |
| Summer courses | | | | | | |
| Extension courses { | | | | | | |
| | correspondence | | | | | |
| class extension..... | | | | | | |
| Secondary or academic..... | | | | | | |

To whom should correspondence regarding this report be addressed?

Name Position.....

Affidavit of presiding officer

STATE OF NEW YORK

COUNTY OF

} ss.

being duly sworn, deposes and says that he is the presiding officer of
for which the foregoing report is made. This said report has been prepared in accordance with the instructions of the New
York State Education Department, that the statements therein he verily believes to be in all respects true and that an
exact copy of this report has been filed with the permanent records of the institution.

.....
*a*President of.....

Subscribed and sworn to

before me this.....day of.....1944

.....
Notary Public

a Or corresponding officer.

See C. J. Liu's letter of 8-31-44

Universities

Form S-5

State of New York Edu. Dept

Annual Statistical Report of the Trustees of Fukien Christian University, located at Shaowu, Fukien, China, for the year ending June 30, 1944

To the New York State Education Department.

Item 1

Days of regular classroom instruction including half-day sessions, excluding Saturdays and summer sessions: Liberal arts 218 natural science 218 agriculture 218.

Item 2 Faculty and employees

President Ching-jun Lin
Registrar Cheng-chou Tsao
Secretary Hsi-Chien Lin
Academic Tso-Hsin Cheng
Acting Dean of Students Tso-Hsin Cheng

Deans-Liberal Arts I-Yuan Chen
Natural Science Tso-Hsin Wong
Agriculture Edwin Chen

How many officers of instruction were employed full time: men 48 women 13 total 65

How many on part time: men 4 total 4

Those employed part time are the equivalent of how many full time: men 2 total 2

Number of officers employed in general administration (president, deans registrars, financial officers, librarians) Men 18 Women 4 total 22

| | Faculty | | | | | | | | | |
|-----------------|------------|----------|----------------------|----------|-----------|----------|------------------|----------|-----------|-----------|
| | Professors | | Associate Professors | | Lecturers | | Other Assistants | | Total | |
| | Men | Women | Men | Women | Men | Women | Men | Women | Men | Women |
| Liberal Arts | 7 | 3 | 4 | 2 | 10 | 2 | | | 21 | 7 |
| Natural Science | 4 | | 5 | | 1 | 1 | 3 | 4 | 13 | 5 |
| Agriculture | 5 | | 3 | | 4 | 1 | 2 | | 14 | 1 |
| General courses | | | | | | | 4 | | 4 | |
| Total | 16 | 3 | 12 | 2 | 15 | 4 | 9 | 4 | 52 | 13 |

Item 3 Students

| Classes | Arts | | | Science | | | Agriculture | | |
|----------------------|-----------|-----------|------------|-----------|-----------|------------|-------------|-----------|------------|
| | Men | Women | Total | Men | Women | Total | Men | Women | Total |
| Freshmen, 1st year | 28 | 2 | 30 | 43 | 16 | 59 | 82 | 8 | 90 |
| Sophomores, 2nd year | 18 | 8 | 26 | 30 | 6 | 36 | 44 | 6 | 50 |
| Juniors, 3rd year | 28 | 14 | 42 | 18 | 12 | 30 | 40 | 8 | 48 |
| Seniors, 4th year | 20 | 13 | 33 | 4 | 4 | 8 | 14 | | 14 |
| Total | 94 | 37 | 131 | 95 | 38 | 133 | 180 | 22 | 202 |
| Unclassified | 4 | | 4 | 1 | 1 | 2 | 2 | | 2 |
| Grand Total | 98 | 37 | 135 | 96 | 39 | 135 | 182 | 22 | 204 |

Fukien Report to the New York State Education Department

Number of above total attending full time: men 368 women 98 total 466; on part time; men 8 women total 8. Those attending part time were the equivalent of how many full time: men 1 women total 1

Number of students in military drill 334

Number of students preparing to teach. Do not have a normal course

Item 4 Degrees conferred:

| | <u>Bachelor of Arts</u> | <u>Bachelor of Science</u> | <u>Bachelor of Agriculture</u> |
|-------|-------------------------|----------------------------|--------------------------------|
| Men | 19 | 2 | 14 |
| Women | 12 | 4 | |
| Total | 31 | 6 | 14 |

Item 6 Library

Number of volumes in library 98542; pamphlets 1800. Is your library free for public reference? No. for lending? No. Number of volumes issued for home use 48.22.

Item 7 Miscellaneous

Give number of years in each course: Liberal Arts 4 Natural Science 4 Agriculture 4

ANNUAL FINANCIAL REPORT OF THE TRUSTEES OF
FUKIEN CHRISTIAN UNIVERSITY

Form F-

For the Year Ending June 30, 1944
To the New York State Education Department

TABLE I

| | | |
|--|-------------------|-------------------|
| Endowment funds (items 2) | 365,133.48 | 365,133.48 |
| Plant funds | | |
| Funds invested in plant (item 6a) | 407,524.39 | 407,524.39 |
| <u>Total institutional funds and liabilities</u> | <u>772,657.87</u> | <u>772,657.87</u> |

TABLE II

| | | |
|--|-------------------|-------------------|
| Balance beginning of year | | |
| General (unrestricted) funds | 33,554.02 | |
| Current Income (see table 1) | | |
| Educational and general | 177,102.93 | |
| Auxiliary enterprises and activities | 39,012.89 | |
| Other noneducational expenditures | <u>1,501.86</u> | 251,171.70 |
| Current Expenditures (see table 4) | | |
| Educational and general | 172,982.23 | |
| Auxiliary enterprises and activities | 39,012.89 | |
| Other noneducational expenditures | <u>39,176.58</u> | <u>251,171.70</u> |
| Balance at end of year | | |
| Balance (invested and uninvested) in funds | | |
| at beginning of year | 365,091.65 | |
| Additions during year: | | |
| Receipts from: | | |
| Earnings and profit on investment | | |
| Credited to principal account | 41.83 | |
| Total | <u>41.83</u> | |
| | <u>365,133.48</u> | |
| Balance at end of year (transfer to table 1) | 365,133.48 | |

TABLE - CURRENT INCOME 194 -44

| | | |
|--|------------------|-------------------|
| 1. Resident departments | US\$ 7,108.00 | US\$ 7,108.00 |
| 4. From other endowment fro general purposes | 6,001.07 | |
| 5. From other endowment for restricted purposes | <u>23,724.71</u> | 29,725.78 |
| 7. State appropriations and tax levies | <u>2,272.03</u> | 2,272.03 |
| 10. Permanent (recurring grants from chruches and boards) | 5,743.01 | 5,743.01 |
| 11. Other grants from churches and boards | <u>1,032.11</u> | 1,032.11 |
| 12. Estimated salary equivalent of nonsalaried personal service rendered | 11,283.39 | |
| 13. Other gifts | <u>98,018.31</u> | 109,301.70 |
| 17. Interest on current funds | 1,567.28 | |
| 19. Other sources | <u>20,353.02</u> | 21,920.30 |
| 20. Total educational and General Receipts (Transfer total to table 2) | | <u>177,102.93</u> |
| 22. Student Board | | 38,670.55 |
| 26. Student Union | | 278.48 |
| 27. Graduation Fees | | <u>63.86</u> |
| 28. Total (Transfer total to table No. 2) | | <u>39,012.89</u> |
| 30. For fellowships, scholarships, and other student aid (not loans) when No service is required in return | <u>515.49</u> | 515.49 |
| 31. From gifts to be used for scholarships, student aid etc. (not loans) when No service is required in return | 986.37 | 986.37 |
| 33. Total (Transfer total to table 2) | | <u>1,501.86</u> |
| 34. Total current income | | <u>217,617.68</u> |

TABLE 4 - EXPENDITURES FOR CURRENT PURPOSES (4)

Expenditures for Educational and General Purposes (including equipment purchased from general current funds)

| | | |
|--|------------------|-------------------|
| 35. General administrative offices | 18,029.16 | |
| 36. General expense | <u>48,900.06</u> | 66,929.22 |
| 37. Colleges, schools and departments (including non budgeted research) | <u>72,064.52</u> | 72,064.52 |
| 47. Libraries (including salaries, other operating expenses and purchase of books & binding) | <u>8,569.61</u> | 8,569.61 |
| 48. Physical plant | <u>25,418.88</u> | 25,418.88 |
| 50. Total for Educational and General purposes (Transfer total to table 2) | | <u>172,982.23</u> |
| 51. Administrative and professional salaries | 71,006.36 | |
| 52. Other personal services | 16,833.50 | |
| 53. For capital outlays (new equipment) | 10,276.14 | |

| | |
|--|------------|
| 55. Student Board | |
| 59. Student Unions | 38,670.55 |
| 60. Graduation Fees | 278.48 |
| 61. Total (Transfer total to table 2) | 63.86 |
| | <hr/> |
| 63. Interest on loan | 39,012.89 |
| 65. Fellowships, scholarships, and other student aid Not involving services to institution or repayment | 1,384.16 |
| 66. Other purposes (Student Services, Farms other Projects.) | 1,501.86 |
| | <hr/> |
| 67. Total (Transfer total to table 2) | 36,290.56 |
| | <hr/> |
| 68. Total expenditures for current purposes | 39,176.58 |
| | <hr/> |
| | 251,171.70 |

Remarks: Used average rate US\$100 = LC\$ 3257

FUKIEN CHRISTIAN UNIVERSITY

Faculty and Administrative Members, 1943-44

I. FACULTY

PROFESSORS (19)

- Chen, Edwin (Ag. Economics)
- Chen, I-Yuan (Chinese)
- Chen, I-Chuch (Education)
- Chen, Wei (Chemistry)
- Cheng, Tso-Hsin (Biology)
- y Chiang, Yun-Sheng (Horticulture)
- Huang, Yu-Shu (Education)
- Leger, Samuel H. (Ag. Economics)
- Lin, Ching-Jun (San Min Chu I)
- Lin, Hsi-Chien (History)
- Lin, Shih-Tze (Horticulture)
- Lin, Yu-Chi (Physics)
- Scott, Roderick (Western Language)
- Scott, Agnes Kelly (Musics)
- Stowe, Everett M. (Education)
- Tan, Jen-Mei (Education)
- Tang, Wen-Tung (Agronomy)
- Thomas, Eunice T. (Western Language)
- Wang, Tiao-Hsin (Chemistry)

LECTURERS (19)

- Asher, Eva M. (Ag. Economics)
- Bishop, Eunice Smith (Education)
- Bishop, Merlin A. (Education)
- Chang, I-Shun (History)
- Chen, Pi-Ta (Physics)
- Chian, Shih-Ken (Chinese)
- z Fang, Tze-Yao (Agronomy) (1/2 time)
- Fu, Chia-Lin (History)
- z Heitfeld, Fr. Ludwig (Western Language)
- Kuo, Yu-Lin (Chinese)
- Leger, Mabel (Western Language)
- Li, Chen (History & Western Language)
- Lin, Ching (Agronomy)
- Lin, Pao-Chung (Ag. Economics)
- Lin, Pe-Chen (Western Language)
- Lin, Siew-Ying (Biology)
- Lin, Yuan-Han (Chinese)
- Wang, Chi-Chu (Agronomy)
- Wang, Hsin-Min (History)

ASSOCIATE PROFESSORS (14)


- Burr, Leona (Western Language)
- Chang, Tien-Fu (Agronomy)
- Chen, Wan-Sung (History)
- Cheng, Lin-Kuan (Ag. Economics)
- Chu, Pe (Education)
- Kao, Tze-En (Physics)
- Lin, Chen-Chi (Chemistry)
- Liu, Sung-Ching (Chinese)
- Liu, Tze-Sung (Ag. Economics)
- Stowe, Lulu E. (Western Language)
- Tang, Chung-Chang (Biology)
- Ting, Han-Po (Biology)
- Wang, Ching-Ho (Biology)
- y Wu, Ching-Lan (Chinese)

ASSISTANTS (9)

- Chao, Hsiu-Fu (Biology)
- Chen, Hsi-Kai (Agronomy)
- Cho, Shu-Chen (Physics)
- Huang, Wei-Huan (Chemistry)
- Kao, Ching-Chen (Biology)
- Lai, Ju-Cho (Chemistry)
- Lin, Lan-Ying (Physics)
- Wu, Shu-Ching (Biology)
- Yao, Tze-Hao (Horticulture)


Others (4)

- Chen, Chin-Min (Athletics)
- Hu, Hsi-Tao (Military Training)
- Milch, Eugene (Health & Hygiene)
- Tsao, Cheng-Chou (San Min Chu I)



y = (One semester count as half time)

z = (half time teachers)



FUKIEN CHRISTIAN UNIVERSITY

Faculty and Administrative Members, 1943-44

II. ADMINISTRATIVE OFFICERS

ADMINISTRATIVE OFFICERS (22)

- x Lin, Ching-Jun (President)
- x Cheng, Tso-Hsin (Academic Dean)
- x Lin, Yu-Chi (Business Manager)
- McClure, R. W. (Treasurer)
- x Asher, Eva M. (Associate Treasurer)
- x Lin, Hsi-Chien (Dean of Arts)
- x Wang, Tiao-Hsin (Dean of Science)
- x Chen, Edwin (Dean of Agriculture)
- x Burr, Leona (Dean of Women)
- x Teng, Pi-Yu (Asst. Dean of Women)
- x Tsao, Cheng-Chou (Registrar)
- Chin, Yun-Min (Librarian)
- x Milch, Eugene (University Physician)
- Li, Hsiao-Ching (Asst. Physician)
- Chang, Hsien-Cheng (Asst. Dean of Students)
- x Hu, Hsi-Tao (Military Officer)
- x Lin, Yuan-Han (Secretary)
- Li, Hsueh-Shih (Head Accountant)
- x Hsu, Pe (Directors, University Extension Service)
- x Chang, Tien-Fu (Principal of Agricultural High School)
- Lin, Huan (Asst. Secretary for Publication)
- Li, Teh-Shun (Asst. secretary for Business Management)

SUMMARY

TEACHING FACULTY:

| | | |
|---------------------------|----|----|
| Professors..... | 19 | |
| Associate Professors..... | 14 | |
| Lecturers..... | 19 | |
| Assistants..... | 9 | |
| Others..... | 4 | 65 |

ADMINISTRATIVE OFFICERS

22

| | |
|---|-----------|
| Total..... | 87 |
| x Less names appearing under both Faculty and Admin. Officers..... | 15 |
| Actual number of persons..... | <u>72</u> |

FUKIEN CHRISTIAN UNIVERSITY
Faculty and Administrative Members, 1943-44

I. FACULTY

PROFESSORS (19)

- Chen, Edwin (Ag. Economics)
- Chen, I-Yuan (Chinese)
- Chen, I-Chuch (Education)
- Chen, Wei (Chemistry)
- Cheng, Tso-Hsin (Biology)
- y Chiang, Yun-Sheng (Horticulture)
- Huang, Yu-Shu (Education)
- Leger, Samuel H. (Ag. Economics)
- Lin, Ching-Jun (San Min Chu I)
- Lin, Hsi-Chien (History)
- Lin, Shih-Tze (Horticulture)
- Lin, Yu-Chi (Physics)
- Scott, Roderick (Western Language)
- Scott, Agnes Kelly (Musics)
- Stowe, Everett M. (Education)
- Tan, Jen-Mei (Education)
- Tang, Wen-Tung (Agronomy)
- Thomas, Eunice T. (Western Language)
- Wang, Tiao-Hsin (Chemistry)

LECTURERS (19)

- Asher, Eva M. (Ag. Economics)
- Bishop, Eunice Smith (Education)
- Bishop, Merlin A. (Education)
- Chang, I-Shun (History)
- Chen, Pi-Ta (Physics)
- Chian, Shih-Ken (Chinese)
- z Fang, Tze-Yao (Agronomy) (1/2 time)
- Fu, Chia-Lin (History)
- z Heitfeld, Fr. Ludwig (Western Language)
- Kuo, Yu-Lin (Chinese)
- Leger, Mabel (Western Language)
- Li, Chen (History & Western Language)
- Lin, Ching (Agronomy)
- Lin, Pao-Chung (Ag. Economics)
- Lin, Pe-Chen (Western Language)
- Lin, Sieu-Ying (Biology)
- Lin, Yuan-Han (Chinese)
- Wang, Chi-Chu (Agronomy)
- Wang, Hsin-Min (History)

ASSOCIATE PROFESSORS (14)

- Burr, Leona (Western Language)
- Chang, Tien-Fu (Agronomy)
- Chen, Wan-Sung (History)
- Cheng, Lin-Kuan (Ag. Economics)
- Chu, Pe (Education)
- Kao, Tze-En (Physics)
- Lin, Chen-Chi (Chemistry)
- Liu, Sung-Ching (Chinese)
- Liu, Tze-Sung (Ag. Economics)
- Stowe, Lulu E. (Western Language)
- Tang, Chung-Chang (Biology)
- Ting, Han-Po (Biology)
- Wang, Ching-Ho (Biology)
- y Wu, Ching-Lan (Chinese)

ASSISTANTS (9)



- Chao, Hsiu-Fu (Biology)
- Chen, Hsi-Kai (Agronomy)
- Cho, Shu-Chen (Physics)
- Huang, Wei-Huan (Chemistry)
- Kao, Ching-Chen (Biology)
- Lai, Ju-Cho (Chemistry)
- Lin, Lan-Ying (Physics)
- Wu, Shu-Ching (Biology)
- Yao, Tze-Hao (Horticulture)

Others (4)

- Chen, Chin-Min (Athletics)
- Hu, Hsi-Tao (Military Training)
- Milch, Eugene (Health & Hygiene)
- Tsao, Cheng-Chou (San Min CHU I)

y = (One semester count as half time)

z = (half time teachers)



FUKIEN CHRISTIAN UNIVERSITY
Faculty and Administrative Members, 1943-44

II. ADMINISTRATIVE OFFICERS

ADMINISTRATIVE OFFICERS (22)

- x Lin, Ching-Jun (President)
- x Cheng, Tso-Hsin (Academic Dean)
- x Lin, Yu-Chi (Business Manager)
- McClure, R. W. (Treasurer)
- x Asher, Eva M. (Associate Treasurer)
- x Lin, Hsi-Chien (Dean of Arts)
- x Wang, Tiao-Hsin (Dean of Science)
- x Chen, Edwin (Dean of Agriculture)
- x Burr, Leona (Dean of Women)
- x Teng, Pi-Yu (Asst. Dean of Women)
- x Tsao, Cheng-Chou (Registrar)
- Chin, Yun-Min (Librarian)
- x Milch, Eugene (University Physician)
- Li, Hsiao-Ching (Asst. Physician)
- Chang, Hsien-Cheng (Asst. Dean of Students)
- x Hu, Hsi-Tao (Military Officer)
- x Lin, Yuan-Han (Secretary)
- Li, Hsueh-Shih (Head Accountant)
- x Hsu, Pe (Directors, University Extension Service)
- x Chang, Tien-Fu (Principal of Agricultural High School)
- Lin, Huan (Asst. Secretary for Publication)
- Li, Teh-Shun (Asst. secretary for Business Management)

SUMMARY

TEACHING FACULTY:

| | | |
|---------------------------|----|----|
| Professors..... | 19 | |
| Associate Professors..... | 14 | |
| Lecturers..... | 19 | |
| Assistants..... | 9 | |
| Others..... | 4 | 65 |

ADMINISTRATIVE OFFICERS

| | |
|---|-----------|
| Total..... | 87 |
| x Less names appearing under both Faculty and Admin. Officers..... | 15 |
| Actual number of persons..... | <u>72</u> |

ANNUAL STATISTICAL REPORT OF THE TRUSTEES OF

FUKIEN CHRISTIAN UNIVERSITY

Located at Shaowu, Fukien, China N.Y.

for year ending June 30, 1944

This annual report is required by law to be transmitted to the State Education Department on or before July 1, 1944
Type of control (check one): State.....; city or district.....; county.....; church...... If church, affiliated with what religious denomination? Union of several.....; private, independent of church.....

Item 1

Days of regular classroom instruction including half-day sessions, excluding Saturdays and summer session: liberal arts.....218....., agriculture 218, education....., medicine....., natural science 218, graduate....., law....., veterinary....., pharmacy..... Number of Saturday sessions.....

Item 2 Faculty and employes

Names of officers June 30, 1944

President... Ching-jun Lin
Registrar... Cheng-chou Tsao Secretary... Hsi-Chien Lin
Deans — liberal arts... I-Yuan Chen natural science... Tiao-Hsin Wong
architecture..... graduate.....
education..... law Agriculture: Edwin Chen
medicine..... veterinary.....
academic... Tso-Hsin Cheng Acting dean of students: Tso-Hsin Cheng

How many officers of instruction were employed full time: men...48... women...17... total...65.....

How many on part time: men...4... women..... total...4.....

Those employed part time were the equivalent of how many full time: men...2... women..... total...2.....

Number of officers employed in general administration (president, deans, registrars, financial officers, librarians and other officers, excluding clerks) men...18... women...4... total...22.....

"Faculty

| Course | Professors | | Adjunct, associate and ass't professors | | Instructors and tutors | | Lecturers | | Other ass'ts on teaching force | | Total | |
|--------------------------------------|------------|-------|---|-------|------------------------|-------|-----------|-------|--------------------------------|-------|-------|-------|
| | Men | Women | Men | Women | Men | Women | Men | Women | Men | Women | Men | Women |
| Liberal arts and science..... | 7 | 3 | 4 | 2 | | | 10 | 2 | | | 21 | 7 |
| Architecture.. Natural Science | 4 | | 5 | | | | 1 | 1 | 3 | 4 | 13 | 5 |
| Graduate | | | | | | | | | | | | |
| Education | | | | | | | | | | | | |
| Law | | | | | | | | | | | | |
| Medicine | | | | | | | | | | | | |
| Veterinary | | | | | | | | | | | | |
| Agriculture | 5 | | 3 | | | | 4 | 1 | 2 | | 14 | 1 |
| General Courses | | | | | | | | | 4 | | 4 | |
| | | | | | | | | | | | | |
| ^b Total | 16 | 3 | 12 | 2 | | | 15 | 4 | 9 | 4 | 52 | 13 |
| Duplicates | | | | | | | | | | | | |
| University total | 16 | 3 | 12 | 2 | | | 15 | 4 | 9 | 4 | 52 | 13 |

^a Excluding data for summer and university extension courses which should be reported under item 7.
^b Besides the above there were men and women employed in organized research work.
F196-F44-100(22496)*

Item 3 Students

Insert in blank spaces under items 3 and 4 any other courses, e. g. Theological (B. D.), etc. and use blank sheet if more columns are needed. If course does not lead to a degree, indicate by crossing out degree. Under "Unclassified" report all students not taking a regular course. Do

| Classes | Arts (B.A.) | | | Science a(B.S.) | | | Agriculture | | | | | | | | | | | |
|------------------------------|-------------|-------|-------|-----------------|-------|-------|-------------|-------|-------|-----|-------|-------|-----|-------|-------|-----|-------|-------|
| | Men | Women | Total | Men | Women | Total | Men | Women | Total | Men | Women | Total | Men | Women | Total | Men | Women | Total |
| Freshman, 1st year | 28 | 2 | 30 | 43 | 16 | 59 | 82 | 8 | 90 | | | | | | | | | |
| Sophomore, 2d year | 18 | 8 | 26 | 30 | 6 | 36 | 44 | 6 | 50 | | | | | | | | | |
| Junior, 3d year | 28 | 14 | 42 | 18 | 12 | 30 | 40 | 8 | 48 | | | | | | | | | |
| Senior, 4th year | 20 | 13 | 33 | 4 | 4 | 8 | 14 | | 14 | | | | | | | | | |
| Total | 94 | 37 | 131 | 95 | 38 | 133 | 180 | 22 | 202 | | | | | | | | | |
| Unclassified | 4 | | 4 | 1 | 1 | 2 | 2 | | 2 | | | | | | | | | |
| Graduate | | | | | | | | | | | | | | | | | | |
| Grand total | 98 | 37 | 135 | 96 | 39 | 135 | 182 | 22 | 204 | | | | | | | | | |

| Men | Women | Total | Men | Women | Total | Men | Women | Total | Men | Women | Total | Men | Women | Total | Men | Women | Total | Men | Women | Total |
|-----|-------|-------|-----|-------|-------|-----|-------|-------|-----|-------|-------|-----|-------|-------|-----|-------|-------|-----|-------|-------|
| | | | | | | | | | | | | | | | | | | | | |
| | | | | | | | | | | | | | | | | | | | | |
| | | | | | | | | | | | | | | | | | | | | |
| | | | | | | | | | | | | | | | | | | | | |
| | | | | | | | | | | | | | | | | | | | | |
| | | | | | | | | | | | | | | | | | | | | |
| | | | | | | | | | | | | | | | | | | | | |
| | | | | | | | | | | | | | | | | | | | | |
| | | | | | | | | | | | | | | | | | | | | |
| | | | | | | | | | | | | | | | | | | | | |

Number of above total attending full time: men...369.....women...97.....total...466.....; on part time: men...7.....women...1.....
 total...8.....
 Number of students preparing to teach: men.....women.....total..... Do not have normal course

Item 4 Degrees conferred

| | First Degrees on | | | | | | Completion of Courses in Residence | | | | | | | | | | | | Total | | |
|-----------------------------------|------------------|-------|--------|--|--|--|------------------------------------|--|--|--|--|--|--|--|--|--|--|--|-------|--|----|
| | B.A. | aB.S. | B. Agr | | | | | | | | | | | | | | | | | | |
| Men | 19 | 2 | 14 | | | | | | | | | | | | | | | | | | 35 |
| Women | 12 | 4 | | | | | | | | | | | | | | | | | | | 16 |
| Total since last report | 31 | 6 | 14 | | | | | | | | | | | | | | | | | | 51 |

Item 5 Graduates

Number of students graduated this year without degrees:
 Liberal arts, men....., women.....; applied science, men....., women.....; architecture, men....., women.....;
 graduate, men....., women.....; education, men....., women.....; law, men....., women.....; medicine, men.....,
 women.....; veterinary, men....., women.....

Recipients of honorary degrees conferred without examination

| Name | Degree | Residence |
|------|--------|-----------|
| | | |
| | | |
| | | |
| | | |
| | | |
| | | |
| | | |
| | | |
| | | |
| | | |

| | Higher Degrees | | | | | | | |
|-----------------------------------|----------------|------|-------|--|--|--|--|-------|
| | On Examination | | | | | | | Total |
| | M.A. | M.S. | Ph.D. | | | | | |
| Men | | | | | | | | |
| Women | | | | | | | | |
| Total since last report | | | | | | | | |

a If B.S. is conferred in more than one course, give number of students receiving degrees in each course.

not include summer school or university extension students in the following classifications; data for these should be reported under item 7.

| Total | | | | | | | | | | | | | | | | Total | | | | |
|-----------------------|-----|-------|-------|-----|-------|-------|-----|-------|-------|-----|-------|-------|-----|-------|-------|-------|-------|-------|--|--|
| | Men | Women | Total | Men | Women | Total | Men | Women | Total | Men | Women | Total | Men | Women | Total | Men | Women | Total | | |
| | | | | | | | | | | | | | | | | 153 | 26 | 179 | | |
| | | | | | | | | | | | | | | | | 92 | 20 | 112 | | |
| | | | | | | | | | | | | | | | | 86 | 34 | 120 | | |
| | | | | | | | | | | | | | | | | 38 | 17 | 55 | | |
| | | | | | | | | | | | | | | | | 369 | 97 | 466 | | |
| | | | | | | | | | | | | | | | | 7 | 1 | 8 | | |
| | | | | | | | | | | | | | | | | 376 | 98 | 474 | | |
| Duplicates | | | | | | | | | | | | | | | | | | | | |
| University total..... | | | | | | | | | | | | | | | | | | | | |

Item 6 Library

Number of volumes in library...28542...; pamphlets...31833..... Is your library free to the public for reference?.....No.....for lending?.....No..... Number of volumes issued for home use... 48322.....
This should state entire circulation for the year. One book lent 10 times counts 10 not 1.

Item 7 Miscellaneous

Give number of years in each course: liberal arts.....4....., ^{natural} applied science.....4....., architecture....., graduate....., education....., law....., medicine....., veterinary....., agriculture 4,
 Number of days session in summer courses.....

| | Number of teachers | | | Number of students | | |
|----------------------------|----------------------|-------|-------|--------------------|-------|-------|
| | Men | Women | Total | Men | Women | Total |
| Summer courses | | | | | | |
| Extension courses { | | | | | | |
| | correspondence | | | | | |
| class extension..... | | | | | | |
| Secondary or academic..... | | | | | | |

To whom should correspondence regarding this report be addressed?

Name Position.....

Affidavit of presiding officer

STATE OF NEW YORK

COUNTY OF

} ss.
.....

being duly sworn, deposes and says that he is the presiding officer of.....
for which the foregoing report is made. This said report has been prepared in accordance with the instructions of the New York State Education Department, that the statements therein he verily believes to be in all respects true and that an exact copy of this report has been filed with the permanent records of the institution.

.....
**President of*.....

Subscribed and sworn to

before me this.....day of.....1944

.....
Notary Public

a Or corresponding officer.

The University of the State of New York
The State Education Department

1944-45

Universities, colleges and professional and technical schools

ANNUAL FINANCIAL REPORT OF THE TRUSTEES OF

Fukien Christian University.....Located at Foochow, Fukien ~~XXXX~~
China

FOR THE YEAR ENDING JUNE 30, 1945

To the New York State Education Department

This annual report is required by law to be transmitted to the Department on or before July 1, 1945

Explanations Applicable to the Financial Report

This financial report follows the form recommended by the National Committee on Standard Reports for Institutions of Higher Education. Table 1 represents a report drawn from the credit side of the balance sheet and is designed to show the nature and amount of the several classes of funds utilized by the institution. Table 2 shows the changes in the several classes of funds during the fiscal year. It is important that the balance of each class of funds shown in table 2 should agree with the amount of that class as reported in table 1. Table 3 shows the current income of the fiscal year and table 4 shows the current expenditures of the fiscal year.

Should any interpretation of tables 1 or 2 be required, reference may be made to pages 49 to 63 of Financial Reports of Colleges and Universities, published by the National Committee on Standard Reports. For your guidance in preparing these tables and in preparing tables 3 and 4 the explanations of items are given on the last page of this report.

TABLE 1—STATEMENT OF INSTITUTIONAL FUNDS AND LIABILITIES

| | CODE | FUNDS ^a (1) | *LIABILITIES ^b (2) (8X29) | TOTAL (1)+(2) (8X39) |
|--|------|------------------------|---|-------------------------|
| Current funds (item 1) | | | | |
| General | 8199 | \$..... | \$..... | \$..... |
| Restricted | 8299 | | | |
| Endowment funds (item 2)..... | 8399 | 366,878.38 | | 366,878.38 |
| Funds functioning as endowment (item 3)..... | 8499 | | | |
| Annuity funds (item 4)..... | 8599 | | | |
| Loan funds (loanable principal (item 5)..... | 8699 | | | |
| Plant funds | | | | |
| Funds invested in plant (item 6a)..... | 3799 | 414,025.63 | | 414,025.63 |
| Plant funds unexpended (item 6b)..... | 5899 | | | |
| Agency funds | 6999 | | | |
| Undesignated funds | 8099 | | | |
| TOTAL INSTITUTIONAL FUNDS AND LIABILITIES..... | 8X19 | \$ 780,904.01 | \$..... | \$ 780,904.01 |

^a Funds owned by the institution and utilized in its activities.
^b Funds borrowed by the institution and utilized in its activities.
 * Accumulated deficits. The foregoing table is drawn from the credit side of the balance sheet. Any fund balance reported under item 1--General above represents current general fund surplus. This table makes no provision for reporting deficits since these are ordinarily shown as debits on balance sheet. If there was an accumulated deficit at the close of the year, indicate the amount: \$..... The accumulated deficit should appear as a minus quantity in reporting current general fund balances in table 2, item 1.

TABLE 2—SCHEDULES SHOWING THE CHANGES DURING THE YEAR IN THE SEVERAL CLASSES OF FUNDS

Item 1 Statement of Current Funds, Showing a Summary of Current Income, Expenditures and Surplus

| | CODE | | TOTAL |
|---|------|---------------|---------------|
| Balance, beginning of year | | | |
| General (unrestricted) funds | 1001 | \$..... | |
| Restricted funds | 1002 | | |
| Current income (See table 3) | | | |
| Educational and general | 1099 | \$ 128,779.66 | |
| Auxiliary enterprises and activities | 1199 | 564.07 | |
| Other noneducational income | 1299 | 2,603.56 | \$ 131,947.29 |
| Current expenditures (See table 4) | | | |
| Educational and general | 2099 | 109,266.98 | |
| Auxiliary enterprises and activities | 2199 | 564.07 | |
| Other noneducational expenditures..... | 2299 | 22,116.24 | 131,947.29 |
| Excess or deficiency of income for year..... | 6199 | | |
| Other additions and deductions (net)..... | 7199 | | |
| Balance at end of year..... | 8999 | | 0 |
| Consisting of ²⁰ | | | |
| General (unrestricted) funds (Transfer to table 1)..... | 8199 | | |
| Restricted funds (Transfer to table 1)..... | 8299 | | |

Items 2, 3, 4 and 5. Statement of Nonexpendable Funds¹

| | ITEM 2 ENDOWMENT FUNDS (8399) | ITEM 3 FUNDS TEMPORARILY FUNCTIONING (8499) AS ENDOWMENT | ITEM 4 ANNUITY FUNDS (8599) | ITEM 5 LOAN FUNDS (8699) |
|---|--|---|--------------------------------------|--------------------------------|
| Balance (invested and uninvested) in funds at beginning of year | \$ 366,133.48 | \$..... | \$..... | \$..... |
| Additions during year: | | | | |
| Receipts from: | | | | |
| Public appropriations | | | | |
| Private gifts and grants | | | | |
| Earnings and profit on investment credited to principal account | 1,744.90 | | | |
| Transfers from current funds to nonexpendable funds | | | | |
| TOTAL | \$ 366,878.38 | \$..... | \$..... | \$..... |
| Deductions during year (specify) | | | | |
| Balance at end of year ²⁰ (Transfer to table 1)..... | \$ 366,878.38 | \$..... | \$..... | \$..... |

TABLE 2—Continued

Item 6a Statement of Funds Invested in Plant²

| | | TOTAL | CODE |
|---|----|--------------|------|
| Value of plant at beginning of year..... | US | \$407,524.39 | 3011 |
| Additions during year | | 6,501.24 | 3021 |
| TOTAL | | \$414,025.63 | 3099 |
| Deductions during year | | | 3031 |
| Value of plant at end of year (Details given below)..... | | 414,025.63 | 3041 |
| Less: Endowment funds invested in plant (Transfer the total of these..... | | | 3051 |
| Loans outstanding against plant two items to table 1, column 2)..... | | | 3799 |
| Net invested in plant at end of year ²⁰ (Transfer to table 1, column 1)..... | | \$..... | 3791 |
| VALUE OF PHYSICAL PLANT OWNED BY INSTITUTION: (detail of item above) | | | |
| Value of grounds | | \$ 22,998.43 | 3792 |
| Value of all buildings | | 141,772.53 | 3793 |
| Value of all equipment, including libraries | | 181,138.36 | 3794 |
| Value of all dormitories, included above | | 68,116.31 | |

Item 6b Statement of Unexpended Plant Funds³

| | | TOTAL | CODE |
|---|-------------|----------|-------|
| Receipts for Capital Outlay—Plant Extension | | | |
| Balance in designated plant funds at beginning of year..... | | \$..... | 4011 |
| Receipts during year designated for plant purposes: | | | |
| Public appropriations and tax levies: | | | |
| Federal | \$..... | | 4021 |
| State | | | 4022 |
| County | | | 4023 |
| City and district | | | 4031 |
| Private gifts, grants and benefactions..... | | | 4041 |
| Other sources (earnings and profits on investments) | | | 4999 |
| Transfers or expenditures from current funds (not loans): | | | |
| From educational and general funds | \$ 6,501.24 | | 4031 |
| From auxiliary enterprises and activities funds | | | 4041 |
| Other receipts for plant extensions (describe): | | | |
| Loans for plant extension | | 6,501.24 | |
| TOTAL RECEIPTS AND BALANCES (including transfers or expenditures from other funds)..... | | \$..... | |

Expenditures for Capital Outlay—Plant Extension³ (If possible, include all capital expenditures below under expenditures from plant funds, although they have been included under table 4. Otherwise separately report the amounts spent from educational and general funds and from auxiliary enterprises funds during the year for capital outlays, plant extension and new equipment.)

| | | TOTAL | CODE |
|---|----------------|---------|------|
| From plant funds or all funds for: | | | |
| Land | US \$ 1,986.51 | | 5051 |
| New buildings | 104.84 | | 5052 |
| Additions to existing buildings | | | 5899 |
| Improvements other than buildings | | | |
| New equipment | 4,611.40 | | |
| From educational and general funds (if not included above)..... | 6,702.75 | | |
| From auxiliary enterprises and activities funds (if not included above)..... | | \$..... | |
| Loans paid from plant funds | | | |
| Balance in Designated Plant Funds at close of year ²⁰ (Transfer to table 1, column 1)..... | | \$..... | |

Item 7 Agency Funds, and

Item 8 Undesignated Funds may be reported if held by the institution on forms similar to that used in reporting Items 2, 3, 4 and 5.

TABLE 3—CURRENT INCOME^{4, 5}

| Income for Educational and General Purposes | | TOTAL | CODE |
|---|----------------|---------------|------|
| Student fees ⁶ (for matriculation, laboratory, library etc., but NOT including fees for auxiliary enterprises and activities, such as athletics, infirmary etc., given in items 21 to 28) | | | |
| 1 Resident departments | US \$19,596.50 | US\$19,596.50 | |
| 2 Extension departments | | | 1019 |
| Endowment ⁷ (interest, including income from 1862, and other public and private endowments, but not including additions to principal of endowment funds): | | | |
| 3 From federal endowment (1862 and other land grants)..... | | | |
| 4 From other endowment for general purposes..... | 1,367.42 | | |
| 5 From other endowment for restricted purposes | 15,435.18 | 16,802.60 | 1029 |
| Receipts from other public sources for current expenses: ⁸ | | | |
| 6 Federal appropriations | | | |
| 7 State appropriations and tax levies..... | 817.49 | 817.49 | |
| 8 County appropriations and tax levies..... | | | |
| 9 City or district appropriations or tax levies..... | | | 1049 |
| Gifts and grants from private sources (including foundations, for current expenses): | | | |
| 10 Permanent (recurring) grants from churches and boards..... | 4,483.38 | 4,483.38 | |
| 11 Other grants (not automatically recurring) from churches and boards..... | 3,788.27 | 3,788.27 | |
| 12 Estimated salary equivalent of nonsalaried personal service rendered..... | 4,904.97 | | |
| 13 Other gifts | 61,648.88 | 66,553.85 | 1039 |
| Sales and services of educational departments (gross income): ⁹ | | | |
| 14 Agriculture | | | |
| 15 Dental school | | | |
| 16 Others (<i>itemize</i>) | | | 1049 |
| Receipts from other sources for educational and general purposes: ¹⁰ | | | |
| 17 Interest on current funds..... | 2,107.38 | | |
| 18 Net income from rented property (excluding residence halls)..... | | | |
| 19 Other sources | 14,630.19 | 16,737.57 | 1049 |
| 20 TOTAL EDUCATIONAL AND GENERAL RECEIPTS (Transfer total to table 2.)..... | \$..... | \$128,779.66 | 1099 |
| Income for Auxiliary Enterprises and Activities ¹¹ (Gross figures unless otherwise indicated, including receipts from student fees for these purposes. Give figures even though not handled through college office.) | | | |
| 21 Residence halls | | | 1111 |
| 22 Dining halls | | | 1112 |
| 23 Student hospital or infirmary..... | | | 1121 |
| 24 College bookstore | | | 1122 |
| 25 Athletics (if handled separately from physical education budget) excluding shares of visiting teams..... | | | 1123 |
| 26 Student unions | | 478.23 | 1124 |
| 27 Other activities | | 85.84 | 1125 |
| 28 TOTAL (Transfer total to table 2.)..... | | \$564.07 | 1199 |
| Income to be Used for Noneducational Purposes ¹² (excepting auxiliary enterprises and activities and capital outlays) | | | |
| Income from investments (interest): | | | |
| 29 For annuities to beneficiaries (usually from funds subject to annuity)..... | \$..... | | |
| 30 For fellowships, scholarships, and other student aid (not loans) when NO service is required in return..... | | 2,040.31 | 1211 |
| 31 From gifts to be used for scholarships, student aid etc. (not loans) when NO service is required in return..... | | 563.25 | 1212 |
| 32 Other receipts for noneducational purposes..... | | | 1213 |
| 33 TOTAL (Transfer total to table 2.)..... | | \$2,603.56 | 1299 |
| 34 TOTAL CURRENT INCOME..... | | \$131,947.29 | 1999 |

TABLE 4—EXPENDITURES FOR CURRENT PURPOSES⁴

| Expenditures for Educational and General Purposes (including equipment purchased from general current funds) | | TOTAL | CODE |
|--|-------------|--------------|------|
| General administration and expense: ¹³ | | | |
| 35 General administrative offices | \$17,029.33 | | |
| 36 General expense | 21,561.62 | \$38,590.95 | 2019 |
| Resident instruction and departmental research: ¹⁴ | | | |
| 37 Colleges, schools and departments (including nonbudgeted research)..... | 48,939.92 | 48,939.92 | |
| 38 Organized activities relating to instructional departments, such as medical school hospitals, dental or legal clinics, creameries, museums etc..... | | | 2029 |
| Organized research, separately budgeted: ¹⁵ | | | |
| 39 Agricultural experiment station..... | | | |
| 40 Bureau of educational research..... | | | |
| 41 Engineering experiment station | | | |
| 42 Others | | | 2029 |
| Extension (all extension services and correspondence courses): ¹⁶ | | | |
| 43 Agricultural | | | |
| 44 Engineering | | | |
| 45 General university extension courses..... | | | |
| 46 Others | | | 2049 |
| 47 Libraries (including salaries, other operating expenses and purchase of books and binding) ¹⁷ | 4,967.72 | 4,967.72 | 2049 |
| Operation and maintenance of physical plant, and other general services: ¹⁸ | | | |
| 48 Physical plant | 16,768.39 | 16,768.39 | |
| 49 Other general services..... | | | 2039 |
| 50 TOTAL FOR EDUCATIONAL AND GENERAL PURPOSES (Transfer total to table 2.)..... | \$..... | \$109,266.98 | 2099 |
| Amount included above expended for: | | | |
| 51 Administrative and professional salaries..... | \$44,988.03 | | |
| 52 Other personal services (clerical, operation and maintenance)..... | \$5,370.85 | | |
| 53 For capital outlays (new equipment)..... | \$4,611.39 | | |
| Expenditures for Auxiliary Enterprises and Activities ¹¹ (Gross figures unless otherwise indicated, including all expenditures for salaries, other operating expenses and capital outlays from current funds. Give figures even though not handled through college office.) | | | |
| 54 Residence halls | | | 2111 |
| 55 Dining halls | | | 2112 |
| 56 Student hospital or infirmary..... | | | 2121 |
| 57 College bookstore | | | 2122 |
| 58 Athletics (if handled separately from physical education budget) excluding shares of visiting teams..... | | | 2123 |
| 59 Student unions | | 478.23 | 2124 |
| 60 Other activities | | 85.84 | 2125 |
| 61 TOTAL (Transfer total to table 2.)..... | | \$564.07 | 2199 |
| Expenditures for Noneducational Purposes ¹⁹ (except auxiliary enterprises and capital outlays) | | | |
| 62 Annuities | \$..... | | 2211 |
| 63 Interest on loans..... | | | 2212 |
| 64 Financial campaigns | | | 2213 |
| 65 Fellowships, scholarships, and other student aid NOT involving services to institution or repayment | \$2,603.56 | | 2214 |
| 66 Other purposes | \$19,512.68 | | 2215 |
| 67 TOTAL (Transfer total to table 2.)..... | | \$22,116.24 | 2299 |
| 68 TOTAL EXPENDITURES FOR CURRENT PURPOSES..... | | \$131,947.29 | 2999 |

Table 2

¹ Statement of nonexpendable funds (items 2, 3, 4, 5). This statement shows the changes of the principal in all funds used for the purpose of producing income. It begins with the balance at the beginning of the year of endowment funds and other funds used to produce income, additions and deductions during the year, and balance at the end of the year. Additions include any sums arising from gifts and grants from private sources, earnings and profits on investments to be added to principal, public appropriations and tax levies. They should not include receipts from the sale of investments, except the portion of such receipts which represents profit and which is to be added to the principal of the funds, or held as a reserve for gains and losses. Earnings on investments should not be included unless such earnings are to be added to the principal. Deductions may include losses on investments.

Note that provision is made for separate data for four types of nonexpendable funds: (2) Ordinary endowment either general or restricted from which the interest only can be used, (3) funds temporarily functioning as endowment, (4) funds held by the college which are subject to an annuity payment, and (5) funds from which either the interest, principal, or both can be loaned to be paid back with or without interest at some future date.

² Plant values (table 2, item 6a). This schedule includes a statement showing the change in value of plant and its gross and net value at the end of the year as well as the value of grounds, buildings, and equipment separately when available. Plant item should be carried in the accounts at cost until disposed of. If any other basis of valuation is used, that should be noted in this report.

³ Statement of unexpended plant funds (table 2, item 6b). It is intended that this section shall include income to cover all expenditures for plant extension whether made from designated plant funds, educational and general funds, auxiliary enterprises and activities funds, or loans. If expenditures for capital outlays or equipment are made directly from other than plant funds, they will be included in the expenditures for those funds and included again here in plant funds for the purpose of bringing all plant income and expenditures together.

The statements have therefore been set up in such a way as to show the capital expenditures in each fund as the amount which should be included in both the receipts and expenditures side of the plant extension statement.

Include in this section, if possible, expenditures for all capital outlays whether made from designated plant funds or from other funds.

Table 3

⁴ Basis of reporting receipts and expenditures. Where the accounts are kept on a cash basis as to income, meaning that an item is considered income when it is received in cash or made available to the institution in a public treasury, income should be reported on that basis. Under those conditions, cash receipts which do not increase expendable fund balances should be omitted from the statement of income. Examples of such items are money borrowed and sale of investments. Receipts representing additions to loan funds, endowment funds and funds for physical plant extension should appear in the statements of those funds and not as current income.

Where the accounts are kept on an accrual basis as to income, meaning that an item is set up as income when it becomes due or when a bill is rendered for it, the income may be reported on that basis. Under such circumstances, income should be conservatively reported and an allowance should be made for maximum losses through inability to collect.

Expenditures should be accounted for and reported on such a basis as to take into the accounts all approved bills for material received and service rendered during the period covered. If any such bills remain unpaid at the date of the report, they should in any event be entered as expenses and set up as accounts payable in the balance sheet. Payment of loans, purchase of investments, purchase of materials for general storerooms charged to inventory accounts of those storerooms, and labor and material charged to work in process accounts should not be included as expenditures.

⁵ Statement of current receipts. In this statement should be included all income of the fiscal period of both restricted and general funds. If accounts are kept on the accrual basis, current income may be reported on that basis; otherwise income should be reported on a cash basis.

⁶ Student fees (lines 1 and 2). Under this caption is to be entered the amount received in cash from all general and specific fees assessed against students after deducting

refunds. Charges for room and board in residence and dining halls should not be included here. Amounts collected to support specific activities and paid over to those activities should be deducted from total collections before income from student fees is entered in the report. Where scholarships are granted out of current revenues, student fees and room and board revenue should include income at the customary rates for the services donated to scholarship students and a similar amount should be set up as an expenditure under "expenditures for other noneducational purposes" for fellowships, scholarships etc. Scholarships which consist of remission of fees or tuition may be treated as deductions from fee income as the student in this case is not charged the full fee.

⁷ Endowments (lines 3 to 5). This heading includes receipts from earnings of all endowment funds, income from which can be used for educational or general purposes, except amounts which are proper accretions to the principal of those funds.

⁸ Public appropriations and tax levies (lines 6 to 9). There should be included hereunder all amounts received from or made available by governmental sources out of governmental, and not institutional, revenues which are expendable for current purposes and which are not specifically appropriated for physical plant extensions or additions to permanent funds.

⁹ Sales and services of educational departments (lines 14 to 16). Here will be included gross income of all enterprises operated in connection with educational divisions of the institution and as a necessary part of the work of these divisions, such as the medical school hospital, dental clinic, dairy creamery and home economics cafeteria.

¹⁰ Other sources (lines 17 to 19). All items of educational and general income not covered under the preceding headings should be included under "other sources." The important items should be listed separately.

¹¹ Statement of auxiliary enterprises and activities (lines 21 to 28). Under this heading are included those enterprises which are not directly related to the educational activities of the institution but exist solely for the purpose of serving the student body or faculty. These enterprises include residence halls, dining halls, infirmary (unless handled as a part of health service), bookstore and laundry (when primarily for service of students and faculty) and their income is principally in the form of cash. They render service to students and perhaps others and are distinct from activities operated by institutional departments. These enterprises are ordinarily self-supporting. Their gross income should be stated after deducting refunds of payments returned. This income should not be included with educational income, however, unless the net income is used to support the educational budget. In that case, the net income may be transferred to the educational and general fund receipts. The same comment applies to expenditures for these activities (lines 54 to 63).

Recreational activities, such as athletics and union, are also included under this heading. If these activities are not handled through the university treasury they should nevertheless be included.

Income and expenditures of intercollegiate athletics should be separately stated, the only exception being the condition in which all expense is an integral part of the Department of Physical Education. There should be deducted from gross receipts the share of other schools in the respective games.

Under expenditures include share of operation and maintenance of physical plant or other general expense when so distributed.

¹² Income to be used for noneducational purposes (lines 29 to 33). Under this heading include income which is to be applied directly toward noneducational expenses other than auxiliary enterprises and activities such as:

- (a) Annuities to beneficiaries of annuity gift funds.
- (b) Fellowships, scholarships, and other student aid (not loans) when no service is required. A scholarship, or similar payment, to a student or fellow is not an "educational expenditure for scholarships etc." It is either (1) a loan if it has to be paid back and therefore is not an expenditure at all, or (2) a payment for whatever type of service the recipient has to render and not a payment for scholarships, or (3) a noneducational expenditure for a scholarship if the recipient does not have to repay it or render any service. It is a gift of the college to the student. The student may use it to pay his tuition, in which case the educational expenditure is made from money received from student fees for tuition. Therefore any income to be used for scholarships of type (3) is income for noneducational purposes.

Table 4

¹³ General administration and expense (lines 35 and 36). Under this heading should be included all expenses of the general executive and administrative offices of the institution, also all expenses which are of a general character and which do not relate to any specific division of the institution, not including, however, the expenditures of the general library or the operation and maintenance of the physical plant.

¹⁴ Resident instruction and departmental research (lines 37 and 38). Under this heading should be included all expenditures on account of instructional departments of the institution, including salaries, office expense and equipment, laboratory expense and equipment, and other expenses. There should be included salaries of college deans, faculty, clerks and technicians. Amounts reported under this heading will include any expenditures for research which are not separately budgeted and accounted for. Expenditures for separately organized research will appear under lines 39 to 42.

¹⁵ Organized research (lines 39 to 42). Include here as separate units such organizations for research purposes as research bureaus, research institutes, experiment stations and projects separately supported.

¹⁶ Extension (lines 43 to 46). This section will include all divisions which do extension work, such as the following: Credit courses; lectures, demonstrations, short courses (noncredit); radio; correspondence work.

¹⁷ Libraries (line 47). Under this heading should be included the total expenditures of the institution for library purposes, including both the general library and all departmental libraries. These should be included: Salaries, other

operating expenses, purchase of books and binding. Law libraries should be included here if possible.

¹⁸ Operation and maintenance of physical plant and general services (lines 48 to 49). Under this heading should be included all expenditures for the operation and maintenance of the physical plant of the entire institution, and miscellaneous general services of an operating character not elsewhere charged. Gross figures should be shown in each case less amounts charged to service enterprises or other items.

¹⁹ Noneducational expenses (lines 64 to 67). Under this heading include expenditures from current funds on account of items which do not relate to the educational work of the institution, such as:

(a) Annuities. Here include amount paid to beneficiaries of annuity funds.

(b) Interest on loans. Here include sums paid for interest on current funds and for interest on capital loans not covered by income from property on which carried.

(c) Financial campaign. Here include the expense of campaign for the purpose of raising funds (expense of regular and continuous publicity should be included under "general expense").

(d) Fellowships, scholarships, student aid and prizes. Under this heading should be entered total expenditures from all funds on account of subsidies to students for fellowships, scholarships, or prizes, where service to the institution is not required, and repayment is not required. If teaching service is required, these items should be included under line 37. Prizes paid from departmental or general funds may be considered educational expense and included in line 37.

²⁰ The balance of each class of fund as reported in table 2 should agree with balance reported in table 1.

To whom should we write regarding this report if questions arise?

Name Position

Affidavit of presiding officer

STATE OF NEW YORK

COUNTY OF } ss.

being duly sworn, deposes and says that he is the presiding officer of for which the foregoing report is made. That said report has been prepared in accordance with the instructions of the New York State Education Department, that the statements therein he verily believes to be in all respects true and that an exact copy of this report has been filed with the permanent records of the institution.

.....
President of

Subscribed and sworn to

before me this.....day of.....1945

.....
Notary Public

See J. H. Wang letter Form F-3
of 9-23-45

ANNUAL FINANCIAL REPORT OF THE TRUSTEES OF
FURBER CHRISTIAN UNIVERSITY
For the Year Ending June 30, 1945
To the New York State Education Department

TABLE I

| | | |
|---|------------|------------|
| Endowment funds (items 2) | 366,373.38 | 366,373.38 |
| Plant funds | | |
| Funds invested in plant (item 2a) | 414,225.63 | 414,225.63 |
| Total institutional funds and liabilities | 780,599.01 | 780,599.01 |

TABLE II

| | | |
|--|-------------------|------------|
| Balance beginning of year | | |
| General (unrestricted) funds | | |
| Current Income (see table 3) | | |
| Educational and general | 123,779.66 | |
| Auxiliary enterprises and activities | 564.07 | |
| Other noneducational expenditures | <u>2,303.56</u> | 131,947.29 |
| Current Expenditures (see table 4) | | |
| Educational and general | 109,266.93 | |
| Auxiliary enterprises and activities | 564.07 | |
| Other noneducational expenditures | <u>22,116.24</u> | 131,947.29 |
| Balance at end of year | | <u>0</u> |
| Balance (invested and uninvested) in funds | | |
| at beginning of year | 365,133.48 | |
| Additions during year: | | |
| Receipts from: | | |
| Earnings and profit on investment | 1,744.90 | |
| Credited to principal account | <u>1,744.90</u> | |
| | <u>366,878.38</u> | |
| Balance at end of year (transfer to table 1) | 366,373.38 | |

TABLE II (Cont'd)

| | | | |
|--|-------------------|-------------------|--|
| Value of plant at beginning of year | | US\$407,524.39 | |
| Additions during year | | <u>6,501.24</u> | |
| Value of plant at end of year (details given below) | | <u>414,025.63</u> | |
| Value of grounds | | 22,998.43 | |
| Value of all building x (not including dormitories; see below) | | 141,772.53 | |
| Value of all equipment, including libraries | | 131,133.36 | |
| x Value of all dormitories, included above | | 63,116.31 | |
| Transfers or expenditures from current funds (not loan) | | | |
| From educational and general funds | | <u>6,501.24</u> | |
| Total receipts and balances | | <u>6,501.24</u> | |
| From plant funds or all funds for: | | | |
| Land | | | |
| New Buildings | US\$1,936.51 | | |
| additions to existing buildings | 104.84 | | |
| New Equipment | <u>4,611.40</u> | | |
| | 6,702.75 | | |
| Less buildings destroyed by Japanese Invasion | US\$185.54 | | |
| Less Equipment sold | <u>US\$ 15.97</u> | 201.51 | |
| Balance in Designated Plant Funds at close of year | | <u>6,501.24</u> | |
| | | <u>0</u> | |

TABLE 3 - CURRENT INCOME 1944-45

| | | |
|---|------------------|-------------------|
| 1. Resident departments | US\$ 19,596.50 | US\$ 19,596.50 |
| 4. From other endowment for general purposes | 1,367.42 | |
| 5. From other endowment for restricted purposes | <u>15,435.18</u> | 16,802.60 |
| 7. State appropriations and tax levies | <u>317.49</u> | 817.49 |
| 10. Permanent (recurring grants from churches and boards) | <u>4,483.38</u> | 4,483.38 |
| 11. Other grants from churches and boards | <u>3,788.27</u> | 3,788.27 |
| 12. Estimated salary equivalent of nonsalaries personal service rendered | 4,904.97 | |
| 13. Other gifts | <u>61,648.88</u> | 66,553.85 |
| 17. Interest on current funds | 2,107.38 | |
| 19. Other sources | <u>14,630.19</u> | 16,737.57 |
| 20. Total educational and General Receipts (Transfer total to table 2) | | <u>128,779.66</u> |
| 26. Student Union | | 478.23 |
| 27. Graduation Fees | | 85.84 |
| 28. Total (Transfer total to table No. 2) | | <u>564.07</u> |
| 30. For fellowships, scholarships, and other student aid (not loans) when no service is required in return | | 2,040.31 |
| 31. From gifts to be used for scholarships, student aid etc. (not loans) when no service required in return | | 563.25 |
| 23. Total (Transfer total to table 2) | | <u>2,603.56</u> |
| 34. Total current income | | <u>131,347.29</u> |

TABLE 4 EXPENDITURES FOR CURRENT PURPOSES (4)
Expenditures for Educational and General Purposes (including equipment purchased from general current funds)

| | | |
|--|------------------|-------------------|
| 35. General administrative offices | 17,029.33 | |
| 36. General expense | <u>21,561.62</u> | 38,590.95 |
| 37. Colleges, schools and departments (including non budgeted research) | <u>48,939.92</u> | 48,939.92 |
| 47. Libraries (including salaries, other operating expenses and purchase of books & binding) | <u>4,967.72</u> | 4,967.72 |
| 48. Physical plant | <u>16,763.39</u> | 16,763.39 |
| 50. Total for Educational and General purposes (Transfer total to table 2) | | <u>109,266.98</u> |
| 51. Administrative and professional salaries | 44,938.03 | |
| 52. Other personal services | 5,370.85 | |
| 53. For capital outlays (now equipment) | <u>4,611.39</u> | |

| | |
|---|------------|
| 59. Student Unions | 478.23 |
| 60. Graduation Fees | 85.84 |
| 61. Total (Transfer total to table 2) | 564.07 |
| <hr/> | |
| 63. Interest on loan | |
| 65. Fellowships, scholarships, and other student aid not involving services to institution or repay- ment | 2,603.56 |
| 66. Other purposes (Student services, Farms Other projects) | 19,512.68 |
| <hr/> | |
| 67. Total (Transfer total to table 2) | 22,116.24 |
| <hr/> | |
| 68. Total expenditures for current purposes | 131,947.29 |

Remarks: Used average rate US\$1.00 = LC\$ 122.325

Universities

The University of the State of New York

The State Education Department

1944-45

ANNUAL STATISTICAL REPORT OF THE TRUSTEES OF

Fukien Christian University (Shaowu) Located at Foochow, Fukien, N. Y. China

for year ending June 30, 1945

This annual report is required by law to be transmitted to the State Education Department on or before July 1, 1945
 Type of control (check one): State.....; city or district.....; county.....; church..... If church, affiliated with what religious denomination?.....; private, independent of church.....

Item 1
 Days of regular classroom instruction including half-day sessions, excluding Saturdays and summer session: liberal arts.....218.....
 architecture....., education....., medicine....., applied science....., graduate....., law....., veterinary.....
 pharmacy..... Number of Saturday sessions..... Natural Science 218, Agriculture 218.

Item 2 Faculty and employes Names of officers June 30, 1945
 President..... Ching-jun Lin..... Business Manager or Finance Officer..... Yu-chi Lin.....
 Registrar..... Registrar Hung Yuan..... Secretary..... Yuan-han Lin.....
 Deans — liberal arts..... I-yuan Chen..... applied science.....
 architecture..... graduate.....
 education..... law.....
 medicine..... veterinary.....
 Natural Science: Tiao-hsin Wang..... Academic Dean: Tso-hsin Cheng.....
 Agriculture: Edwin Chen.....
 How many faculty members were employed full time: men.....46.....women.....7.....total.....53.....
 How many on part time: men.....10.....women.....total.....10.....
 Those employed part time were the equivalent of how many full time: men.....4½.....women.....total.....4½.....
 Number of officers employed in general administration (president, deans, registrars, financial officers, librarians and other officers, excluding clerks) men.....19.....women.....1.....total.....20.....

*Faculty

| Course | Professors | | Adjunct, associate and ass't professors | | Instructors and tutors | | Lecturers | | Other ass'ts on teaching force | | Total | |
|--|------------|-------|---|-------|------------------------|-------|-----------|-------|--------------------------------|-------|-------|-------|
| | Men | Women | Men | Women | Men | Women | Men | Women | Men | Women | Men | Women |
| Liberal arts and science..... | 4 | 1 | 3 | | | | 9 | 2 | | | 16 | 3 |
| Architecture Natural Science..... | 5 | | 4 | | | | 4 | 3 | 1 | 4 | 14 | 7 |
| Business Agriculture..... | 5 | | 4 | | | | 7 | | 5 | | 21 | |
| Education General courses..... | 2 | | | | | | | | | | 2 | |
| Engineering..... | | | | | | | | | | | | |
| Law..... | | | | | | | | | | | | |
| Medicine..... | | | | | | | | | | | | |
| Pharmacy..... | | | | | | | | | | | | |
| Theology..... | | | | | | | | | | | | |
| ^b Total..... | 16 | 1 | 11 | | | | 20 | 5 | 6 | 4 | 53 | 10 |
| Duplicates..... | | | | | | | | | | | | |
| University total..... | | | | | | | | | | | | |

^a Excluding data for summer and university extension courses which should be reported under item 7.
^b Besides the above there were men and women employed in organized research work.
 F261-F45-100(23739)*

Item 3 Students

Insert in blank spaces under items 3 and 4 any other courses, e. g. Theological (B. D.), etc. and use blank sheet if more columns are needed. If course does not lead to a degree, indicate by crossing out degree. Under "Unclassified" report all students not taking a regular course.

| Classes | Liberal Arts (B.A. or B.S.) | | | Science | | | Agriculture | | | | | | | | | | | |
|------------------------------|--------------------------------|-------|-------|---------|-------|-------|-------------|-------|-------|-----|-------|-------|-----|-------|-------|-----|-------|-------|
| | Men | Women | Total | Men | Women | Total | Men | Women | Total | Men | Women | Total | Men | Women | Total | Men | Women | Total |
| Freshman, 1st year | 20 | 7 | 27 | 54 | 9 | 63 | 96 | 12 | 108 | | | | | | | | | |
| Sophomore, 2d year | 25 | 5 | 30 | 37 | 12 | 49 | 63 | 9 | 72 | | | | | | | | | |
| Junior, 3d year | 15 | 8 | 23 | 26 | 4 | 30 | 47 | 8 | 53 | | | | | | | | | |
| Senior, 4th year | 27 | 14 | 41 | 18 | 10 | 28 | 39 | 8 | 47 | | | | | | | | | |
| <i>Total</i> | 87 | 34 | 121 | 135 | 35 | 170 | 245 | 37 | 282 | | | | | | | | | |
| Unclassified | 8 | 2 | 10 | 2 | 1 | 3 | 4 | 1 | 5 | | | | | | | | | |
| Graduate, 5th yr or more | | | | | | | | | | | | | | | | | | |
| <i>Grand total</i> | 95 | 36 | 131 | 137 | 36 | 173 | 249 | 38 | 287 | | | | | | | | | |

Number of above total attending full time: men 477 women 109 total 586; on part time: men 4 women 1 total 5. Number of part-time students is equivalent to how many full-time? 1.

| Men | Women | Total | Men | Women | Total | Men | Women | Total | Men | Women | Total | Men | Women | Total | Men | Women | Total | Men | Women | Total |
|-----|-------|-------|-----|-------|-------|-----|-------|-------|-----|-------|-------|-----|-------|-------|-----|-------|-------|-----|-------|-------|
| | | | | | | | | | | | | | | | | | | | | |
| | | | | | | | | | | | | | | | | | | | | |
| | | | | | | | | | | | | | | | | | | | | |
| | | | | | | | | | | | | | | | | | | | | |
| | | | | | | | | | | | | | | | | | | | | |
| | | | | | | | | | | | | | | | | | | | | |
| | | | | | | | | | | | | | | | | | | | | |
| | | | | | | | | | | | | | | | | | | | | |
| | | | | | | | | | | | | | | | | | | | | |
| | | | | | | | | | | | | | | | | | | | | |

Item 4 Degrees and certificates conferred

| | First Degrees on | | | | | | | | | | Completion of Courses in Residence | | | | | | | | | | Total |
|--|------------------|-------|--|--|--|--|--|--|--|--|------------------------------------|--|--|--|--|--|--|--|--|--|-------|
| | B.A. | aB.S. | | | | | | | | | | | | | | | | | | | |
| Men | 24 | 50 | | | | | | | | | | | | | | | | | | | |
| Women | 14 | 19 | | | | | | | | | | | | | | | | | | | |
| <i>Total since last report</i> | 38 | 69 | | | | | | | | | | | | | | | | | | | |

| | Non-Degree Diplomas | | | | | | | | | | or Certificates | | | | | | | | | | Total |
|--|---------------------|--|--|--|--|--|--|--|--|--|-----------------|--|--|--|--|--|--|--|--|--|-------|
| | R.N. | | | | | | | | | | | | | | | | | | | | |
| Men | | | | | | | | | | | | | | | | | | | | | |
| Women | | | | | | | | | | | | | | | | | | | | | |
| <i>Total since last report</i> | | | | | | | | | | | | | | | | | | | | | |

| | Higher Degrees | | | | | | | | Total |
|--|----------------|------|-------|--|--|--|--|--|-------|
| | On Examination | | | | | | | | |
| | M.A. | M.S. | Ph.D. | | | | | | |
| Men | | | | | | | | | |
| Women | | | | | | | | | |
| <i>Total since last report</i> | | | | | | | | | |

a If B.S. is conferred in more than one course, give number of students receiving degrees in each course.

Recipients of honorary degrees conferred without examination

| Name | Degree | Residence |
|------|--------|-----------|
| | | |
| | | |
| | | |
| | | |
| | | |
| | | |
| | | |
| | | |
| | | |
| | | |

To whom should correspondence regarding this report be addressed?

Name Position.....

Affidavit of presiding officer

Republic of China

STATE OF NEW YORK

Province of Fukien

COUNTY OF

City of Foochow

} ss.

Tiao-Hsin Wang

being duly sworn, deposes and says that he is the presiding officer of Fukien Christian University

for which the foregoing report is made. This said report has been prepared in accordance with the instructions of the New York State Education Department, that the statements therein he verily believes to be in all respects true and that an exact copy of this report has been filed with the permanent records of the institution.

Acting ^aPresident of Fukien Christian University

Subscribed and sworn to

before me this.....day of.....1945

Notary Public

^a Or corresponding officer

FUKIEN CHRISTIAN UNIVERSITY

STATISTICS FOR THE ANNUAL REPORT OF THE ASSOCIATED BOARDS

July 1, 1944 - June 30, 1945

Teaching Staff (based on full time service) Chinese 61 Western 2 Total 63

Student Enrollment during year Men 481 Women 110 Total 591

Total Expenditures for Year, in Chinese Currency \$15,371,452.64

(Do not include salaries of staff furnished by mission boards)

Total Income for Year, in Chinese Currency:

From Chinese Sources \$ 4,794,720.49

From Western Sources \$10,576,732.15

(Do not include salaries of staff furnished by mission boards)

Total \$15,371,452.64

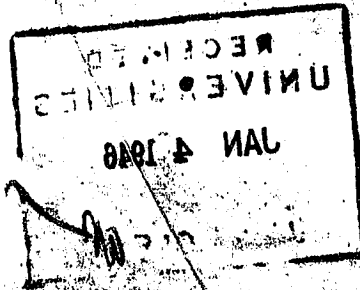
Valuation of Plant, Grounds and Equipment, in Chinese Currency \$2,627,303.53

Average Exchange Rate for Year @122.325

Number of Staff furnished and paid for by Mission Boards:

| Indicate Board Furnishing | Married | Single |
|----------------------------------|----------|--------|
| <u>American Board Mission</u> | _____ | _____ |
| <u>Methodist Board</u> | <u>1</u> | _____ |
| <u>Church Missionary Society</u> | <u>1</u> | _____ |

T. H. Wang
Tiao-Hsin Wang
Acting President



Data of general interest concerning the new entering class is presented through the Personnel Office:

1. Number. Men 33 (one paper not recorded herein)
Women 16
49

| 2. Occupation of families: | Age | No |
|-----------------------------------|-----|-----------|
| Merchant - 10 | 17 | 6 |
| Pastor 8 | 18 | 8 |
| Official or Post-office teacher 8 | 19 | 8 |
| teacher 8 | 20 | 11 |
| Doctor 3 | 21 | 10 |
| Farmer 3 | 22 | 3 |
| Laborer 1 | 25 | 1 |
| Scholar 1 | | <u>40</u> |
| Other 3 | | |
| Not noted 5 | | |
| | | <u>48</u> |

Note: these are based on foreign, not Chinese, method of reckoning age.

4. Number brought up in city - 35
" " " " " 13
48

5. Choice of vocation

| | 1st choice. | 2nd c. |
|----------------------------|-------------|--------|
| Education | 13 | 10 |
| Medical work | 13 | 1 |
| Political | 3 | 1 |
| Rural work | 2 | 3 |
| Business | 2 | 1 |
| Nurse | 2 | 1 |
| Specifically religious wk. | 1 | 3 |
| Industry | 1 | 1 |
| Uncertain | 1 | 3 |
| Other | 3 | 6 |

~~Chinese Major~~

6. Leadership experiences.

| | |
|---------------------|----|
| Student Association | 19 |
| Sunday-school work | 18 |
| YMCA or YWCA | 13 |
| Boy Scouts or Clubs | 10 |

8. Family religion

| | |
|-----------|-----------|
| Buddhist | 5 |
| Christian | 28 |
| Confucian | 6 |
| Chinese | 1 |
| None | 8 |
| | <u>48</u> |

7. Books liked best

| | |
|------------------|----|
| Novels | 34 |
| Scientific books | 32 |
| Adventure | 23 |
| Essays | 18 |
| Religious | 17 |
| Poems | 15 |
| Drama | 11 |

9. Personal religion

| | |
|------------------------------|-----------|
| Interested and church member | 20 |
| Interested but not member | 15 |
| Indifferent | 8 |
| Not noted | 4 |
| | <u>48</u> |

[8]
 2 copies made
 for C. J. Lin

C. J. Lin's
 letter of
 2-4-46

| | ENGLISH, ETC. | | | CHINESE | | | TOTAL |
|--|---------------|---------|-------|---------|---------|-------|--------|
| | BOOKS | PERIOD. | MISC. | BOOKS | PERIOD. | MISC. | |
| Volumes in Library before the War | 18269 | 12918 | 4669 | 69137 | 16847 | 1640 | 123480 |
| Volumes definitely saved (in refuge location) | 12324 | 5040 | 494 | 64878 | 1683 | 115 | 84534 |
| Volumes definitely lost | 5945 | 7978 | 4175 | 4259 | 15164 | 1525 | 39046 |
| Volumes accumulated during the war | 1924 | 2503 | 2503 | 3386 | 3125 | 286 | 13727 |

Please list any special sets or collections owned before the War, the replacement of which has top priority in your plans.

- Leading Scientific Periodicals like complete sets Agricultural Experiment Station Bulletin, State College Wash; Biological Abstracts; Bureau of Standard Journal of Research vol. 1, 14 -- Chemical Absts. vol. 1 - 4. The China Med. Jour. vol. 22, 23, 25, 26, 31-41, 47, 50, 52, 54, 55-date; Chemical Engineering Experiment Station Record vol. 1-8, 58, 60, 64, 65, 66-80. Harvard Jour. of Asiatic Studies, vol. 1-date; Industrial and Engineering Chemistry vol. 1, 2; Jour. of Agri. Research vol. 40-49, Jour. of Biological Chemistry vol. 1-116, 123-date; Jour. of Chemical Phys. vol. 1-2, 6-date, Jour. of Eco. Entom. vol. 1-3, 17, Jour. of Heredity vols. 1-12, 19-25, Jour. of Parasitology vol. 1-7, 14-date; Jour. of Physical Chemistry vol. 1-24, 27-28; Jour. of Pomology and Horti. Sci. vol. 1-14; Toung Pao, vol. 1-date, Zoological Record, vol. 1-57; etc.
- Newest edition of Encyclopedia Britannica, American Encyclopedia, The Agricultural Index, Gazetteers of the world; Industrial Art Index, Cumulative Book Index.

What special fields does your library propose to emphasize in rebuilding its collection?

We wish to collect the newest publishers in the fields of Agriculture, Biology, Chemistry, Physics, Industry, Engineering and Western Books on Philosophy, Religion, and on China in Arts, Literature and History.

Signed by

C. J. Lin
 President

Nov. 26, 1945
 Shaowu, Fukien

Annual Statistical Report of the Trustees of
 Fukien Christian University, Located at Shaowu,
 Fukien, China, for the year ending June 30, 1945.

To the New York State Education Department.

Item 1

Days of regular classroom instruction including half-day sessions, excluding Saturdays and summer sessions: Liberal arts 218 natural science 218 agriculture 218.

Item 2 Faculty and employees

President Ching-jun Lin
 Registrar Hung, Yuan
 Secretary Yuan-nan Lin
 Academic Dean Tao-hsin Cheng
 Acting Academic Dean Jen-mei Tan
 Acting Dean of Students Jen-mei Tan

Deans-Liberal Arts I-yuan Chen
 Natural Science Tiao-hsin Wong
 Agriculture Edwin Chen

How many officers of instruction were employed full time: men 46 women 7 total 53.

How many on part time: men 10 total 10.

Those employed part time are the equivalent of how many full time: men 4 1/2 total 4 1/2.

Number of officers employed in general administration (president, deans registrars, financial officers, librarians) Men 19 women 1 total 20.

| | Professors | | Faculty Associate Professors | | Lecturers | | Other Assistants | | Total | |
|-----------------|------------|-------|------------------------------|-------|-----------|-------|------------------|-------|-------|-------|
| | Men | Women | Men | Women | Men | Women | Men | Women | Men | Women |
| Liberal Arts | 4 | 1 | 3 | | 9 | 2 | | | 16 | 3 |
| Natural Science | 5 | | 4 | | 4 | 3 | 1 | 4 | 14 | 7 |
| Agriculture | 5 | | 4 | | 7 | | 5 | | 21 | |
| General courses | 2 | | | | | | | | 2 | |
| Total | 16 | 1 | 11 | | 20 | 5 | 6 | 4 | 53 | 10 |

Item 3 Students

| Classes | Arts | | | Science | | | Agriculture | | |
|----------------------|------|-------|-------|---------|-------|-------|-------------|-------|-------|
| | Men | Women | Total | Men | Women | Total | Men | Women | Total |
| Freshmen, 1st year | 20 | 7 | 27 | 54 | 9 | 63 | 96 | 12 | 108 |
| Sophomores, 2nd year | 25 | 5 | 30 | 37 | 12 | 49 | 63 | 9 | 72 |
| Juniors, 3rd year | 15 | 8 | 23 | 26 | 4 | 30 | 47 | 8 | 55 |
| Seniors, 4th year | 27 | 14 | 41 | 18 | 10 | 28 | 39 | 3 | 47 |
| Total | 87 | 34 | 121 | 135 | 35 | 170 | 245 | 37 | 282 |
| Unclassified | 3 | 2 | 10 | 2 | 1 | 3 | 4 | 1 | 5 |
| Grand Total | 95 | 36 | 131 | 137 | 36 | 173 | 249 | 38 | 287 |

FUKIEN CHRISTIAN UNIVERSITY

Faculty and Administrative Members, 1944-45

II. ADMINISTRATIVE OFFICERS

ADMINISTRATIVE OFFICERS (20)

- x Lin, Ching-Jun (President)
- x Cheng, Tao-Hsin (Academic Dean)
- x Tan, Jen-Mei (Acting Academic Dean)
- x Lin, Yu-Chi (Business Manager)
- Lacy, Henry V. (Treasurer)
- x Chen, I-Yuan (Dean of Arts)
- x Wang, Tiao-Hsin (Dean of Science)
- x Chen, Edwin (Dean of Agriculture)
- x Fang, Chiung-Chen (Asst. Dean of Women)
- x Yuan, Heng (Registrar)
- Chin, Yun-Min (Librarian)
- x Milch, Eugene (University Physician)
- x Lin, En-Chin (Asst. Dean of Students)
- x Lin, Yuan-Han (Secretary)
- Li, Hsueh-Shih (Head Accountant)
- x Chu, Pei (Directors, University Extension Service)
- x Tsao, Chen-Chou (Principal of Agricultural High School)
- x Kuo, Yu-Lin (Asst. Secretary for Publication)
- Li, Teh-Shun (Asst. secretary for Business Management)
- x Lin, Pe-Chen (Physical Director)

SUMMARY

TEACHING FACULTY:

| | | |
|----------------------------|----|----|
| Professors | 16 | |
| Associate Professors | 10 | |
| Lecturers | 25 | |
| Assistants | 10 | |
| Others | 2 | 63 |

ADMINISTRATIVE OFFICERS

TOTAL 83

x Less names appearing under both Faculty and Admin. Officers 16

Actual number of persons 67

RECEIVED
 ADMINISTRATIVE OFFICE
 JAN 4 1945
 JOINT OFFICE

FUKIEN CHRISTIAN UNIVERSITY

Faculty and Administrative Members, 1944-45

I. FACULTY

PROFESSORS (16)

- Chen, Edwin (Ag. Economics)
- Chen, I-Yuan (Chinese)
- Chen, I-Chuch (Education)
- Chen, Wei (Chemistry)
- Cheng, Tao-Hsin (Biology)
- Chu, Pei (Education)
- Huang, Yu-Shu (Education)
- Kao, Tze-Ta (Physics)
- Lin, Chen-Chi (Chemistry)
- Lin, Ching-Jun (San Min Chu I)
- Lin, Shin-Tze (Horticulture)
- Lin, Yu-Chi (Physics)
- Tan, Jen-Mei (Education)
- Tong, Wen-Tung (Agronomy)
- Wang, Tiao-Hsin (Chemistry)
- Wang, Yu-San (Ag. Economics)

ASSOCIATE PROFESSORS (10)

- Chang, Tien-Fu (Agronomy)
- Chen, Wen-Sung (History)
- Cheng, Lin-Kuan (Ag. Economics)
- Chiang, Shin-Hen (Chinese)
- Liu, Sung-Ching (Chinese)
- Liu, Tze-Sung (Ag. Economics)
- Ne, Sung-Mou (Chemistry)
- Tang, Chung-Chang (Biology)
- Ting Han-Po (Biology)
- Wang, Ching-Ho (Horticulture)

LECTURERS (25)

- Chang, Hsien-Cheng (Ag. Economics)
- Chang, I-Shun (History)
- Chao, Hsiu-Fu (Biology)
- Chen, Pi-Ta (Physics)
- (x) Fang, Chiung-Chen (Chemistry)
- (z) Fang, Tze-Yao (Agronomy)
- Heitfeld, Fr. Ludwig (Western Language)
- Harfold, Fr. (Western Language)
- Ku, Yu-Lin (Chinese)
- Lin, Ching (Agronomy)
- Lin, En-Ching (Education)
- Lin, Hsiu-Ying (Biology)
- Lin, Lan-Ying (Physics)
- Lin, Pe-Chen (Western Language)
- Lin, Yuan-Han (Chinese)

- (y) Lu, Yun-Min (Biology)
- (y) Main Kuan-Chiung (Western Language)
- (x) Milch, Eugene (Western Language)
- Pepper, Miss Verna M. (Western Language)
- Tai, Dai-Chin (Horticulture)
- Wang, Chi-Chu (Agronomy)
- Wang, Hsin-Min (History)
- (y) Wang, Jen-Yu (Physics)
- (x) Yu, Iu-Chien (Chinese)
- Yuan Hung (Agri. Education)

ASSISTANTS (10)

- Chen, Hsi-Kai (Agronomy)
- Cho, Shu-Chen (Physics)
- Chu, Han (Agronomy)
- Huang, Wei-Huan (Chemistry)
- Hsu, Peng Tung (Chemistry)
- Kao, Chiung-Chen (Biology)
- (x) Wu, Kuang-Hsien (Agronomy)
- (x) Yao Tze-Hao (Horticulture)
- Yu, Sung-Lieh (Agronomy)
- Wu, Shu-Ching (Biology)

OTHERS (2)

- (z) Chen, Shin-Hung (Political Science)
- Tsao Cheng-Chou (San Min Chu I)

x= (one semester count as half time)
 y= (half time teachers)
 z= (quarter-time teachers)

Fukien Report to the New York State Education Department

Number of above total attending full time: men 477 women 109 total 586
on part time: men 4 women 1 total 5. Those attending part time were the
equivalent of how many full time: men 1 women total 1.

Number of students in military drill suspended
Number of students preparing to teach. Do not have a normal course
no normal course.

Item 4

| | Bachelor of Arts | Bachelor of Science | Bachelor of Agriculture |
|-------|------------------|---------------------|-------------------------|
| Men | 24 | 14 | 36 |
| Women | 14 | 11 | 3 |
| Total | 38 | 25 | 44 |

Item 6 Library

Number of volumes in library 82496; pamphlets 10542. Is your library
free for public reference? No. for lending? No. Number of volumes
issued for home use 50025.

Item 7 Miscellaneous

Give number of years in each course; Liberal Arts 4 Natural Science 4
Agriculture 4.