

106 2388
7

UBCHEA ARCHIVES
COLLEGE FILES
RG 11

FUKIEN
Administrative
Report of Trustees to New York
State Department of Education
(Regents) 1920-1938

ANNUAL REPORT OF THE TRUSTEES OF

Fiskien Christian University

FOR THE YEAR ENDING JULY 31, 1920

To The University of the State of New York

This annual report is required by law to be transmitted to the Department on or before August 1, 1920.

Item 1

Days of regular classroom instruction including half day sessions but excluding summer sessions.....

Item 2 Faculty and employees

Names of officers of faculty July 31, 1920

President *Edwin Jones* Dean *Roderick Scott*
 Registrar *D. G. Yuan* Secretary *J. E. Gosard*

| No. of officers of instruction | Men | Women | Total |
|---|-----|-------|-------|
| Full professors..... | 13 | | |
| Adjunct, associate and ass't professors | | | |
| Instructors and tutors..... | | | |
| Lecturers..... | | | |
| Other assistants on teaching force..... | 2 | | |
| Total..... | 15 | | |

The following questions are to be answered by medical schools:

How many professors or instructors are paid a salary and give their full time to medical work?.....

Specify subjects taught by each:

Does the president of the faculty teach? *No* Is he included under "officers of instruction" above? *Yes*
 Does the dean of the faculty teach? *Yes* Is he included under "officers of instruction" above? *Yes*

Item 3 Students. Number and classification of students during past year

Insert in blank spaces any other courses, e. g. Philosophy (Ph.B.) etc. and use blank sheet if more columns are needed.
 Schools of law, theology, medicine etc. should write in the proper heads e. g. "Law (L.L.B.)," "Theology (B.D.)," "Medicine (M.D.)" etc.
 In column "Unclassified" put according to year of attendance, regardless of studies taken, all college and graduate students not taking a regular course leading to a degree.
 Do not include summer school or university extension students in the following classifications.

| CLASSES | Arts (B. A.) | | | Science (B. S.) | | | | | | Unclassified | | | Total | | Grand total | |
|---|--------------|-------|-------|-----------------|-------|-------|-----|-------|-------|--------------|-------|-------|-------|-------|-------------|----|
| | Men | Women | Total | Men | Women | Total | Men | Women | Total | Men | Women | Total | Men | Women | | |
| Freshman, 1st year..... | 24 | | | | | | | | | | | | 22* | | | |
| Sophomore, 2d year..... | 16 | | | | | | | | | | | | 6† | | | |
| Junior, 3d year..... | 9 | | | | | | | | | | | | | | | |
| Senior, 4th year..... | 11 | | | | | | | | | | | | | | | |
| Total..... | 70 | | | | | | | | | | | | 28 | | | 98 |
| Fifth year and above or graduate students | | | | | | | | | | | | | | | | |

*9 Pre-medicals
 13 specials
 † Medics. of Fovechum Union Medical College enrolled in F.C.U.

Item 4 Degrees conferred

| | First degrees on completion of courses in residence | | | | | | | | | Higher degrees | | | | | | | |
|------------------------------|---|-------|------|------|-------|------|--------|------|------|----------------|------|-------|---------------------------------|-------|------|------|-------|
| | | | | | | | | | | On examination | | | "In course" without examination | | | | |
| | B.A. | Ph.B. | B.S. | C.E. | LL.B. | M.D. | D.D.S. | V.S. | B.D. | Total | M.A. | Ph.D. | M.S. | Total | M.A. | M.S. | Total |
| Men..... | 10 | | | | | | | | | | | | | | | | |
| Women..... | | | | | | | | | | | | | | | | | |
| Total since last report..... | 10 | | | | | | | | | | | | | | | | |

Besides the above, men and women were graduated during the past year, but received no degree.

Recipients of honorary degrees conferred without examination

| Name | Degree | Residence |
|------|--------|-----------|
| | | |
| | | |

Item 5 Library

Number of volumes in library 1,722; pamphlets 967. Is your library free to the public for reference? Yes for lending? Yes Number of volumes issued for home use impossible to ascertain for this year.
This should state the circulation for the year. One book lent 10 times counts 10 not 1.

Item 6 Summary of property owned by institution

Item 6 Property — concluded

| | | | |
|-----------------------------------|--------------|---------------------------|--------------|
| Grounds..... | \$ 23,857.00 | Item A..... | \$ 55,758.50 |
| Buildings..... | 30,117.71 | Item B..... | — |
| Furniture..... | 790.80 | Total property..... | \$ 55,758.50 |
| Apparatus..... | 183.90 | Debts at end of year..... | — |
| Library..... | 370.75 | Net property owned..... | \$ 55,758.50 |
| Museum..... | 175.00 | | |
| Other property..... | 263.34 | | |
| (Item A) Total property used..... | \$ 55,758.50 | | |

Investments at beginning of year

| | |
|--|--|
| Added to investments during year | |
| 1 From gifts and bequests..... | |
| 2 From income of former investments..... | |
| 3 From other sources..... | |
| Total..... | |

Depreciation or losses in investments

(Item B) Net investments at end of year

Item 7 Receipts

| | |
|--|---------------|
| Balance from 1919..... | \$ 62,348.78 |
| 1 Tuition fees..... | 15,835.51 |
| 2 Room rent..... | — |
| 3 Board..... | — |
| 4 Other receipts from students..... | 171.86 |
| 5 Income from investments..... | 1,336.39 |
| 6 Amount from maturing investments..... | — |
| 7 Gifts and bequests..... | 115,243.21 |
| 8 All other sources including temporary loans..... | 2,229.18 |
| Total..... | \$ 182,906.93 |

^a Do not include in this statement any figures for summer school or any figures included in report for academic department.
^b Including real estate not used by institution, securities and cash on hand belonging to these investments.
^c Debts must include mortgages, treasurer's notes payable, unpaid instructors' salaries, and all valid claims against the institution including any balance due the treasurer for money advanced.

Item 8 Payments

| | SALARIES | OTHER OBJECTS | TOTAL |
|--|-----------|---------------|-----------|
| 8-A EXPENSES OF GENERAL CONTROL | | | |
| 1 Salaries of president, clerks and office assistants..... | 23,144.42 | | 23,144.42 |
| 2 Other expenses of administration..... | | 1,596.79 | 1,596.79 |
| 8-B EXPENSES OF INSTRUCTION | | | |
| 3 Salaries for instruction..... | 23,100.62 | | 23,100.62 |
| 4 Prizes and scholarships..... | | 262.50 | 262.50 |
| 5 Supplies used in instruction..... | | 845.34 | 845.34 |
| 6 Other expenses of instruction..... | | 646.1 | 646.1 |
| 8-C EXPENSES OF OPERATION OF COLLEGE PLANT | | | |
| 7 Wages of janitor and other employees..... | 3,042.0 | | 3,042.0 |
| 8 Fuel..... | | | |
| 9 Water, light and power..... | | 1,644.9 | 1,644.9 |
| 10 Janitors' supplies..... | | 66.0 | 66.0 |
| 11 Other expenses of operation of plant..... | | | |
| 8-D EXPENSES OF MAINTENANCE OF COLLEGE PLANT | | | |
| 12 Repair of buildings and upkeep of grounds..... | | 877.2 | 877.2 |
| 13 Repair and replacement of equipment..... | | 68.0 | 68.0 |
| 14 Other expenses of maintenance of college plant..... | | | |
| 8-E EXPENSES OF AUXILIARY AGENCIES AND SUNDRY ACTIVITIES | | | |
| 15 Libraries..... | 3.0 | 621.8 | 921.8 |
| 16 Repair and replacement of books..... | | | |
| 17 New books (capital outlay)..... | | 416.1 | 416.1 |
| 18 Expenses of boarding pupils..... | | | |
| 19 Expenses of boarding and caring for teachers..... | | | |
| 20 Recreation..... | | | |
| 21 Other auxiliary agencies and sundry activities..... | | 543.14 | 543.14 |
| 8-F EXPENSES OF FIXED CHARGES | | | |
| 22 Rent..... | | 629.76 | 629.76 |
| 23 Insurance..... | | | |
| 24 Taxes..... | | | |
| 25 Contributions and contingencies..... | | | |

^a Do not include in this statement any figures for summer school or any figures included in report for academic department.

Item 8 Payments—concluded

| | | SALARIES | | | OTHER OBJECTS | | | TOTAL | | |
|-----|--|----------|--|--|---------------|---------|------------|-------|--|--|
| 8-B | EXPENSES OF DEBT SERVICE | | | | | | | | | |
| 26 | Redemption of bonds or mortgages..... | | | | | | | | | |
| 27 | Redemption of short term loans..... | | | | | | | | | |
| 28 | Payment of interest on bonds or mortgages..... | | | | | | | | | |
| 29 | Payment of interest on short term loans..... | | | | | | | | | |
| 30 | Refunds (tuition and board or room rent)..... | | | | 8863 | | 8863 | | | |
| 8-H | EXPENSE OF CAPITAL OUTLAY | | | | | | | | | |
| 31 | Land..... | | | | 198371 | | 198371 | | | |
| 8-N | 32 New buildings..... | | | | 1129197 | 1845763 | 2984960 | | | |
| 33 | Alterations of old buildings..... | | | | | | | | | |
| 34 | Equipment..... | | | | 90490 | | 90490 | | | |
| 8-J | INVESTMENTS | | | | | | | | | |
| 35 | Amount transferred to investment fund..... | | | | | | 7487432 | | | |
| | Total payments for the year..... | | | | | | | | | |
| | Balance at close of year..... | | | | | | 4514499 | | | |
| | Total payments and balance..... | | | | | | \$12290693 | | | |

Item 9 Miscellaneous

Give number of years in each course 4

Give number of students taking summer course: men — women —

Give number on teaching force in summer school: men — women —

Give total receipts for the summer school 1919, \$ — Total expenditures, \$ —

Give number of university extension students: men — women —

Item 10 Affidavit of presiding officer

STATE OF NEW YORK }
 COUNTY OF _____ } ss.
 _____, being duly sworn, deposes and says that he is the presiding officer of _____ for which the foregoing report is made. That said report has been prepared in accordance with the instructions of The University of the State of New York, and that the statements therein he verily believes to be in all respects true and that an exact copy of this report has been filed with the permanent records of the institution.

Subscribed and sworn to before _____
 me this _____ day of _____ 1920. *b* President of _____

^a This should be the difference between the total of item 7 and total expenditures.
^b Or corresponding officer.

Colleges and professional and technical schools

ANNUAL REPORT OF THE TRUSTEES OF

FUKIEN CHRISTIAN UNIVERSITY, Foochow, China.

FOR THE YEAR ENDING JULY 31, 1921

To The University of the State of New York

This annual report is required by law to be transmitted to the Department on or before August 1, 1921.

Item 1

Days of regular classroom instruction including half day sessions but excluding summer sessions 208

Item 2 Faculty and employees

Names of officers of faculty July 31, 1921

President Edwin C. Jones Dean Roderick Scott
 Registrar Yuan Deng Gi Secretary Norvil Beeman

| No. of officers of instruction | Men | Women | Total |
|--|-----|-------|-------|
| Full professors..... | 12 | | |
| Adjunct, associate and ass't professors..... | | | |
| Instructors and tutors..... | 1 | | |
| Lecturers..... | 1 | | |
| Other assistants on teaching force..... | 1 | | |
| Total..... | 15 | | |

The following questions are to be answered by medical schools:
 How many professors or instructors are paid a salary and give their full time to medical work?.....
 Specify subjects taught by each:.....

Does the president of the faculty teach? No Is he included under "officers of instruction" above? Yes
 Does the dean of the faculty teach? Yes Is he included under "officers of instruction" above? Yes

Item 3 Students. Number and classification of students during past year

Insert in blank spaces any other courses, e. g. Philosophy (Ph.B.) etc. and use blank sheet if more columns are needed.
 Schools of law, theology, medicine etc. should write in the proper heads e. g. "Law (LL.B.)," "Theology (B.D.)," "Medicine (M.D.)" etc.
 In column "Unclassified" put according to year of attendance, regardless of studies taken, all college and graduate students not taking a regular course leading to a degree.
 Do not include summer school or university extension students in the following classifications.

| CLASSES | Arts (B. A.) | | | Science (B. S.) | | | Unclassified | | | Total | | Grand total |
|---|--------------|-------|-------|-----------------|-------|-------|--------------|-------|-------|-------|-------|-------------|
| | Men | Women | Total | Men | Women | Total | Men | Women | Total | Men | Women | |
| Freshman, 1st year..... | 44 | | | | | | | | | 22 | | 66 |
| Sophomore, 2d year..... | 23 | | | | | | | | | 1 | | 24 |
| Junior, 3d year..... | 16 | | | | | | | | | 1 | | 17 |
| Senior, 4th year..... | 4 | | | | | | | | | | | 4 |
| Total..... | 87 | | | | | | | | | 24 | | 111 |
| Fifth year and above or graduate students | 6 | | | | | | | | | | | 6 |
| | | | | | | | | | | | | 117 |

Item 4 Degrees conferred

| | First degrees on completion of courses in residence | | | | | | | | | | Higher degrees | | | | | | |
|-------------------------|---|-------|------|------|-------|------|--------|------|------|-------|----------------|-------|------|---------------------------------|------|------|-------|
| | | | | | | | | | | | On examination | | | "In course" without examination | | | |
| | B.A. | Ph.B. | B.S. | C.E. | LL.B. | M.D. | D.D.S. | V.S. | B.D. | Total | M.A. | Ph.D. | M.S. | Total | M.A. | M.S. | Total |
| Men | 5 | | | | | | | | | | | | | | | | |
| Women | | | | | | | | | | | | | | | | | |
| Total since last report | 5 | | | | | | | | | | | | | | | | |

Besides the above, _____ men and _____ women were graduated during the past year, but received no degree.

Recipients of honorary degrees conferred without examination

| Name | Degree | Residence |
|------|--------|-----------|
| | | |

Item 5 Library

Number of volumes in library 2000(?); pamphlets 1500(?). Is your library free to the public for reference? Yes for lending? Yes. Number of volumes issued for home use _____
This should state entire circulation for the year. One book lent 10 times counts 10 not 1.

Item 6 Summary of property owned by institution

Item 6 Property — concluded

| | | | |
|-------------------------------------|-------------------|----------------------|------------|
| Grounds | \$24885.79 | Item A | \$94377.62 |
| Buildings | 62030.40 | Item B | — |
| Furniture | 1296.63 | Total property | \$94377.62 |
| Apparatus | 2700.00 | Debts at end of year | — |
| Library <i>Books only</i> | 958.51 | Net property owned | \$94377.62 |
| Museum | 175.00 | | |
| Other property | 3331.29 | | |
| (Item A) Total property used | \$94377.62 | | |

Investments at beginning of year \$

Added to investments during year
 1 From gifts and bequests
 2 From income of former investments
 3 From other sources

Total \$

Depreciation or losses in investments

(Item B) Net investments at end of year \$

Item 7 Receipts

| | |
|---|--------------------|
| Balance from 1920 | \$45744.99 |
| Tuition fees | 2063.75 |
| Room rent | 142.50 |
| Board | — |
| Other receipts from students | 1309.2 |
| Income from investments | 4798.67 |
| Amount from maturing investments | 75000.00 |
| Gifts and bequests | 31234.35 |
| All other sources including temporary loans | 4375 |
| Total | \$163315.48 |

Item 8 Payments

| | SALARIES | OTHER OBJECTS | TOTAL |
|---|----------|---------------|----------|
| EXPENSES OF GENERAL CONTROL | | | |
| 1 Salaries of president, clerks and office assistants | 25421.11 | | 25421.11 |
| 2 Other expenses of administration | | 47688 | 47688 |
| EXPENSES OF INSTRUCTION | | | |
| 3 Salaries for instruction | 20198.53 | | 20198.53 |
| 4 Prizes and scholarships | | 46975 | 46975 |
| 5 Supplies used in instruction | | 54257 | 54257 |
| 6 Other expenses of instruction | | 10941 | 10941 |
| EXPENSES OF OPERATION OF COLLEGE PLANT | | | |
| 7 Wages of janitor and other employees | 42187 | | 42187 |
| 8 Fuel | | | |
| 9 Water, light and power | | 19328 | 19328 |
| 10 Janitors' supplies | | 3058 | 3058 |
| 11 Other expenses of operation of plant | | | |
| EXPENSES OF MAINTENANCE OF COLLEGE PLANT | | | |
| 12 Repair of buildings and upkeep of grounds | | 7540 | 7540 |
| 13 Repair and replacement of equipment | | 6765 | 6765 |
| 14 Other expenses of maintenance of college plant | | | |
| EXPENSES OF AUXILIARY AGENCIES AND SUNDRY ACTIVITIES | | | |
| 15 Libraries | 13370 | 7998 | 21368 |
| 16 Repair and replacement of books | | | |
| 17 New books (capital outlay) | | 58776 | 58776 |
| 18 Expenses of boarding pupils | | | |
| 19 Expenses of boarding and caring for teachers | | | |
| 20 Recreation | | | |
| 21 Other auxiliary agencies and sundry activities | | 12386 | 12386 |
| EXPENSES OF FIXED CHARGES | | | |
| 22 Pensions <i>Budget Loans in Foreign</i> | | 180509 | 180509 |
| 23 Rent | | 47850 | 47850 |
| 24 Insurance | | | |
| 25 Taxes | | | |
| 26 Contributions and contingencies | | | 3568 |

Do not include in this statement any figures for summer school or any figures included in report for academic department.

a Do not include in this statement any figures for summer school or any figures included in report for academic department.
 b Including real estate not used by institution, securities and cash on hand belonging to these investments. If this amount does not equal the investments reported at the end of last year, give reasons for difference in the amount reported here.
 c Debts must include mortgages, treasurer's notes payable, unpaid instructors' salaries, and all valid claims against the institution including any balance due the treasurer for money advanced.

Item 10 Payments

| | SALARIES | OTHER OBJECTS | TOTAL |
|--|----------|---------------|---------|
| EXPENSES OF GENERAL CONTROL | | | |
| 1 Salaries of president, clerks and office assistants..... | | | 3887.87 |
| 2 Other expenses of administration..... | | | 3682.8 |
| EXPENSES OF INSTRUCTION | | | |
| 3 Salaries for instruction..... | | | 2111.07 |
| 4 Prizes and scholarships..... | | | 638.75 |
| 5 Supplies used in instruction..... | | | 1627.03 |
| 6 Other expenses of instruction..... | | | 850 |
| EXPENSES OF OPERATION OF COLLEGE PLANT | | | |
| 7 Wages of janitor and other employees..... | | | 901.99 |
| 8 Fuel..... | | | 38.6 |
| 9 Water, light and power..... | | | 850.0 |
| 10 Janitors' supplies..... | | | 244.0 |
| 11 Other expenses of operation of plant..... | | | |
| EXPENSES OF MAINTENANCE OF COLLEGE PLANT | | | |
| 12 Repair of buildings and upkeep of grounds..... | | | 158.0 |
| 13 Repair and replacement of equipment..... | | | 334.8 |
| 14 Other expenses of maintenance of college plant..... | | | 1661.63 |
| EXPENSES OF AUXILIARY AGENCIES AND SUNDRY ACTIVITIES | | | |
| 15 Libraries..... | | | 3037.2 |
| 16 Repair and replacement of books..... | | | |
| 17 New books (capital outlay)..... | | | 877.96 |
| 18 Expenses of boarding pupils..... | | | |
| 19 Expenses of boarding and caring for teachers..... | | | |
| 20 Recreation..... | | | |
| 21 Other auxiliary agencies and sundry activities..... | | | |
| EXPENSES OF FIXED CHARGES | | | |
| 22 Pensions..... | | | 400.0 |
| 23 Rent..... | | | 1860.2 |
| 24 Insurance..... | | | |
| 25 Taxes..... | | | |
| 26 Contributions and contingencies..... | | | 8439.0 |

a Do not include in this statement any figures for summer school or any figures included in report for academic department.

Item 10 Payments (concluded)

| | SALARIES | OTHER OBJECTS | TOTAL |
|---|----------|---------------|----------|
| EXPENSES OF DEBT SERVICE | | | |
| 27 Redemption of bonds or mortgages..... | | | |
| 28 Redemption of short term loans..... | | | 2087.269 |
| 29 Payment of interest on bonds or mortgages..... | | | |
| 30 Payment of interest on short term loans..... | | | 2313.13 |
| 31 Refunds (tuition and board or room rent)..... | | | |
| EXPENSES OF CAPITAL OUTLAY | | | |
| 32 Land..... | | | 3269.23 |
| 33 New buildings..... | 2093.55 | 3724.032 | 3933.387 |
| 34 Alterations of old buildings..... | | | |
| 35 Equipment..... | | | 591.423 |
| INVESTMENTS | | | |
| 36 Amount transferred to investment fund..... | | | |
| Total payments for the year..... | | | 10432341 |
| a Balance at close of year..... | | | 134782 |
| Total payments and balance..... | | | 10567123 |

Item 11 Miscellaneous

Give number of years in each course; liberal arts.....⁴....., applied science....., architecture....., graduate....., education....., law....., medicine....., veterinary....., Total expenditures, \$.....
 Give number of students taking summer course: men..... women.....
 Give number on teaching force in summer school: men..... women.....
 Give total receipts for the summer school of 1922, \$..... Total expenditures, \$.....
 Give number of university extension students: men..... women.....

Affidavit of presiding officer

STATE OF NEW YORK }
 COUNTY OF } ss.

being duly sworn, deposes and says that he is the ^{asst secretary} ~~presiding officer~~ of Fubien Univ for which the foregoing report is made. This said report has been prepared in accordance with the instructions of The University of the State of New York, and that the statements therein he verily believes to be in all respects true and that an exact copy of this report has been filed with the permanent records of the institution.

Subscribed and sworn to

before me this.....day of.....1923

a This should be the difference between the total of item 9 and total payments.
 b Or corresponding officer.

Notary Public

Colleges and professional and technical schools

ANNUAL REPORT OF THE TRUSTEES OF

Fukien Christian University, Foochow, China

FOR THE YEAR ENDING JULY 31, 1925

To The University of the State of New York

This annual report is required by law to be transmitted to the Department on or before August 1, 1925.

Item 1

Days of regular classroom instruction including half-day sessions but excluding summer sessions.....

Item 2 Faculty and employees

Names of officers of faculty July 31, 1925

President *John Gowdy* Dean *Roderick Scott*

Registrar *Roderick Scott* Secretary *Malcolm Farley*

| No. of officers of instruction | Men | Women | Total |
|--|-----------|----------|-----------|
| Full professors..... | 16 | | |
| Adjunct, associate and ass't professors..... | | | |
| Instructors and tutors..... | 1 | | |
| Lecturers..... | 1 | | |
| Other assistants on teaching force..... | | 3 | |
| <i>Total</i> | <i>18</i> | <i>3</i> | <i>21</i> |

The following questions are to be answered by medical schools:

How many professors or instructors are paid a salary and give their full time to medical work? *None*

Specify subjects taught by each:

Does the president of the faculty teach? *yes* Is he included under "officers of instruction" above? *yes*

Does the dean of the faculty teach? *yes* Is he included under "officers of instruction" above? *yes*

Item 3 Students. Number and classification of students during past year

Insert in blank spaces any other courses, e. g. Philosophy (Ph.B.) etc. and use blank sheet if more columns are needed. Schools of law, theology, medicine etc. should write in the proper heads e. g. "Law (LL.B.)," "Theology (B.D.)," "Medicine (M.D.)" etc. In column "Unclassified" put according to year of attendance, regardless of studies taken, all college and graduate students not taking a regular course leading to a degree. Do not include summer school or university extension students in the following classifications.

| CLASSES | Arts (B. A.) | | | Science (B. S.) | | | | | | Unclassified | | | Total | | Grand total |
|--|--------------|-------|-------|-----------------|-------|-------|-----|-------|-------|--------------|-------|-------|-------|-------|-------------|
| | Men | Women | Total | Men | Women | Total | Men | Women | Total | Men | Women | Total | Men | Women | |
| Freshman, 1st year.. | 89 | | | | | | | | | | | | 3 | | 92 |
| Sophomore, 2d year. | 33 | | | | | | | | | | | | | | 33 |
| Junior, 3d year.... | 22 | | | | | | | | | | | | | | 22 |
| Senior, 4th year.... | 22 | | | | | | | | | | | | | | 22 |
| <i>Total</i> | <i>166</i> | | | | | | | | | | | | | | <i>169</i> |
| <i>Fifth year and above or graduate students</i> | | | | | | | | | | | | | 3 | | 3 |
| | | | | | | | | | | | | | | | <i>172</i> |

Item 4 Degrees conferred

| | First degrees on completion of courses in residence | | | | | | | | | Higher degrees | | | | | | | |
|-------------------------------|---|-------|------|------|-------|------|--------|--------|------|----------------|------|-------|---------------------------------|-------|------|------|-------|
| | | | | | | | | | | On examination | | | "In course" without examination | | | | |
| | B.A. | Ph.B. | B.S. | C.E. | LL.B. | M.D. | D.D.S. | D.V.S. | B.D. | Total | M.A. | Ph.D. | M.S. | Total | M.A. | M.S. | Total |
| Men | 69 | | | | | | | | | | | | | | | | |
| Women | | | | | | | | | | | | | | | | | |
| Total since last report | 13 | | | | | | | | | | | | | | | | |

Besides the above,men and.....women were graduated during the past year, but received no degree.

Recipients of honorary degrees conferred without examination

| Name | Degree | Residence |
|------|--------|-----------|
| None | — | — |

Item 5 Library

Number of volumes in library 7,213; pamphlets 682. Is your library free to the public for reference? Limited Public lending? Limited Public Number of volumes issued for home use 3,987.
This should state entire circulation for the year. One book lent 10 times counts 10 not 1.

Item 6 Summary of property owned by institution Item 6 Property (concluded)

| | | | | | |
|------------------------------------|-----------|----|----------------------------|----|--|
| Grounds | \$60,983 | 02 | Item A | \$ | |
| Buildings | 252,225 | 67 | Item B | | |
| Furniture | 6,329 | 56 | Total property | \$ | |
| Apparatus | 41,690 | 86 | Debts at end of year | | |
| Library | 6,020 | 18 | Net property owned | \$ | |
| Museum | 429 | 94 | | | |
| Household furniture | 72 | 71 | | | |
| Other property | 8,120 | 45 | | | |
| (Item A) Total property used | \$375,878 | 39 | | | |

Investments at beginning of year... \$

Added to investments during year

1 From gifts and bequests.....

2 From income of former investments

3 From other sources

Total

Depreciation or losses in investments

(Item B) Net investments at end of year

Item 7 Receipts

| | | |
|---|----------|----|
| Balance from 1924..... | \$ | |
| Tuition fees | 681.7 | |
| Room rent..... | 111.7 | |
| Board | | |
| Other receipts from students..... | 164.9 | 90 |
| Income from investments..... | 209.4 | 53 |
| Amount from maturing investments..... | | |
| Gifts and bequests..... | 120.169 | 67 |
| All other sources including temporary loans | 3600 | 98 |
| Total | \$41,449 | 08 |

Item 8 Payments

| | SALARIES | OTHER OBJECTS | TOTAL |
|---|-----------|---------------|-----------|
| EXPENSES OF GENERAL CONTROL | | | |
| 1 Salaries of president, clerks and office assistants..... | 1,835.21 | | 1,835.21 |
| 2 Other expenses of administration <u>7. inans. campaigns</u> | | 3,354.03 | 3,354.03 |
| EXPENSES OF INSTRUCTION | | | |
| 3 Salaries for instruction..... | 4,300.117 | | 4,300.117 |
| 4 Prizes and scholarships..... | | 981.25 | 981.25 |
| 5 Supplies used in instruction..... | | 394.521 | 394.521 |
| 6 Other expenses of instruction..... | | 1,274.49 | 1,274.49 |
| EXPENSES OF OPERATION OF COLLEGE PLANT | | | |
| 7 Wages of janitor and other employees..... | 681.81 | | 681.81 |
| 8 Fuel | | | |
| 9 Water, light and power..... | 1,689.9 | | 1,689.9 |
| 10 Janitors' supplies..... | 1,833.3 | | 1,833.3 |
| 11 Other expenses of operation of plant <u>Launch, etc.</u> | | 2,120.89 | 2,120.89 |
| EXPENSES OF MAINTENANCE OF COLLEGE PLANT | | | |
| 12 Repair of buildings and upkeep of grounds..... | | 1,143.85 | 1,143.85 |
| 13 Repair and replacement of equipment..... | | | |
| 14 Other expenses of maintenance of college plant..... | | 235.16 | 235.16 |
| EXPENSES OF AUXILIARY AGENCIES AND SUNDRY ACTIVITIES | | | |
| 15 Libraries, <u>assistants</u> | 7,577.9 | | 7,577.9 |
| 16 Repair and replacement of books..... | | 286.33 | 286.33 |
| 17 <u>New books</u> (capital outlay) <u>News papers & magazines</u> | | 1,422.8 | 1,422.8 |
| 18 Expenses of boarding pupils..... | | | |
| 19 Expenses of boarding and caring for teachers..... | | | |
| 20 Recreation | | | |
| 21 Other auxiliary agencies and sundry activities..... | | 1,503.24 | 1,503.24 |
| EXPENSES OF FIXED CHARGES | | | |
| 22 Pensions | | | |
| 23 Rent | | | |
| 24 Insurance | | 626.15 | 626.15 |
| 25 Taxes | | | |
| 26 Contributions and contingencies..... | | 140 | 140 |
| EXPENSES OF DEBT SERVICE | | | |
| 27 Redemption of bonds or mortgages..... | | | |
| 28 Redemption of short term loans..... | | | |
| 29 Payment of interest on bonds or mortgages <u>or drafts</u> | | 273.4 | 273.4 |
| 30 Payment of interest on short term loans <u>loss on exchange</u> | | 3,001.64 | 3,001.64 |
| 31 Refunds (tuition and board or room rent)..... | | | |

a Do not include in this statement any figures for summer school or any figures included in report for academic department.
b Including real estate not used by institution, securities and cash on hand belonging to these investments. If this amount does not equal the investments reported at the end of last year, give reasons for difference in the amount reported here.
c Debts must include mortgages, treasurer's notes payable, unpaid instructors' salaries, and all valid claims against the institution including any balance due the treasurer for money advanced.

a Do not include in this statement any figures for summer school or any figures included in report for academic department.

Item 8 Payments (concluded)

| | SALARIES | | | OTHER OBJECTS | | | TOTAL | | |
|---|----------|--|--|---------------|-----|----|-------|-----|----|
| | \$ | | | \$ | | | \$ | | |
| EXPENSES OF CAPITAL OUTLAY | | | | | | | | | |
| 32 Land | | | | | 753 | 17 | | 753 | 17 |
| 33 New buildings | | | | 612 | 279 | 4 | 612 | 279 | 4 |
| 34 Alterations of old buildings..... | | | | 103 | 06 | 2 | 103 | 06 | 2 |
| 35 Equipment | | | | 790 | 56 | 4 | 790 | 56 | 4 |
| 36 Other capital outlay..... | | | | 180 | 76 | 5 | 180 | 76 | 5 |
| INVESTMENTS | | | | | | | | | |
| 37 Amount transferred to investment fund..... | | | | | | | | | |
| Total payments for the year..... | | | | | | | 138 | 135 | 18 |
| a Balance at close of year..... | | | | | | | 33 | 13 | 90 |
| Total payments and balance..... | | | | | | | \$141 | 44 | 08 |

Item 9 Miscellaneous

No Summer School

Give number of years in each course.....
 Give number of students taking summer course: men.....women.....
 Give number on teaching force in summer school: men.....women.....
 Give total receipts for the summer school 1924, \$..... Total expenditures, \$.....
 Give number of university extension students: men.....women.....

Item 10 Affidavit of presiding officer

STATE OF NEW YORK
 COUNTY OF.....

Secretary of Board of Trustees
 Foochow, China

....., being duly sworn, deposes and says that he is the presiding officer of..... for which the foregoing report is made. That said report has been prepared in accordance with the instructions of The University of the State of New York, and that the statements therein he verily believes to be in all respects true and that an exact copy of this report has been filed with the permanent records of the institution.

Subscribed and sworn to before
 me this.....day of.....1925
 John Gowdy
 President of Fuzhien Christian University

a This should be the difference between the total of Item 7 and total expenditures.
 b Or corresponding officer.

Note: The figures for all financial items in the statement are of \$ Med. (Chinese Currency); it is impossible accurately to combine with them the figures for investments made in U.S. \$ in the United States. Such investments on June 30, 1924 were U.S. \$ 25,500.00 and on July 31, 1925, \$ U.S. \$ 85,487.50

For file in New York Office
 Colleges and professional and technical schools

ANNUAL REPORT OF THE TRUSTEES OF

Fuzhien Christian University, Foochow, China

FOR THE YEAR ENDING JULY 31, 1926

To The University of the State of New York

TRANSFER

This annual report is required by law to be transmitted to the Department on or before August 1, 1926.

Item 1 Days of regular classroom instruction including half-day sessions but excluding summer sessions.....6
 Item 2 Faculty and employees

Names of officers of faculty July 31, 1926

President: John Gowdy Dean: Frederick Scott
 Registrar: Aching Register Secretary

| No. of officers of instruction | Men | Women | Total |
|--|-----|-------|-------|
| Full professors..... | 15 | | |
| Adjunct, associate and ass't professors..... | 4 | | |
| Instructors and tutors..... | 1 | | |
| Lecturers..... | 1 | | |
| Other assistants on teaching force..... | 5 | | |
| Total..... | 22 | | |

The following questions are to be answered by medical schools:
 How many professors or instructors are paid a salary and give their full time to medical work?.....
 Specify subjects taught by each:

Does the president of the faculty teach? Yes Is he included under "officers of instruction" above? Yes
 Does the dean of the faculty teach? Yes Is he included under "officers of instruction" above? Yes

Item 3 Students. Number and classification of students during past year

Insert in blank spaces any other courses, e. g. Philosophy (Ph.B.) etc. and use blank sheet if more columns are needed. Schools of law, theology, medicine etc. should write in the proper heads e. g. "Law (LL.B.)," "Theology (B.D.)," "Medicine (M.D.," etc. In column "Unclassified" put according to year of attendance, regardless of studies taken, all college and graduate students not taking a regular course leading to a degree. Do not include summer school or university extension students in the following classifications.

| CLASSES | Arts (B. A.) | | | Science (B. S.) | | | Unclassified | | | Total | | Grand total | |
|---|--------------|-------|-------|-----------------|-------|-------|--------------|-------|-------|-------|-------|-------------|-----|
| | Men | Women | Total | Men | Women | Total | Men | Women | Total | Men | Women | | |
| Freshman, 1st year.. | 15 | | | | | | | | | | | 85 | 85 |
| Sophomore, 2d year.. | 31 | | | | | | | | | | | 31 | 31 |
| Junior, 3d year..... | 25 | | | | | | | | | | | 25 | 25 |
| Senior, 4th year.... | 29 | | | | | | 6 | | | | | 35 | 35 |
| Total..... | | | | | | | | | | | | 176 | 176 |
| Fifth year and above or graduate students | | | | | | | | | | | | | |

Gowdy
 Scott
 Beach
 Bidart
 Brown
 Blaney
 Chen
 Chang
 Farley
 Kellogg
 Martin
 Mitchell
 Sien
 Sutton
 Tang
 Assis
 Mrs. B.
 Mrs. Ser
 Ser
 Suen
 Dr. Gomer

Item 4 Degrees conferred

| | First degrees on completion of courses in residence | | | | | | | | | Higher degrees | | | | | | | | |
|------------------------------|---|-------|------|------|-------|------|--------|--------|------|----------------|----------------|-------|------|---------------------------------|------|------|-------|--|
| | B.A. | Ph.B. | B.S. | C.E. | LL.B. | M.D. | D.D.S. | D.V.S. | B.D. | Total | On examination | | | "In course" without examination | | | | |
| | | | | | | | | | | | M.A. | Ph.D. | M.S. | Total | M.A. | M.S. | Total | |
| Men | 1 | | | | | | | | | | | | | | | | | |
| Women | | | | | | | | | | | | | | | | | | |
| Total since last report..... | 17 | | | | | | | | | | | | | | | | | |

Besides the above,men and.....women were graduated during the past year, but received no degree.

Recipients of honorary degrees conferred without examination

| Name | Degree | Residence |
|-------------|--------|-----------|
| <i>None</i> | | |

Item 5 Library

Number of volumes in library **\$500+*; pamphlets..... Is your library free to the public for reference? *Partly* for lending? *Partly* Number of volumes issued for home use.....
 This should state entire circulation for the year. One book lent 10 times counts 10 not 1.

Item 6 Summary of property owned by institution Item 6 Property (concluded)

| | | | |
|----------------------|----|----------------------------|----|
| Grounds | \$ | Item A | \$ |
| Buildings | | Item B | |
| Furniture | | Total property | \$ |
| Apparatus | | Debts at end of year | |
| Library | | Net property owned | \$ |
| Museum | | | |
| Other property | | | |

(Item A) Total property used..... \$

Investments at beginning of year... \$

Added to investments during year

1 From gifts and bequests.....

2 From income of former investments

3 From other sources

Total

Depreciation or losses in investments

(Item B) Net investments at end of year

Item 7 Receipts

| | | |
|---|-------------|-----------------------|
| Balance from 1925..... | \$ 1,652.95 | <i>Local New York</i> |
| Tuition fees | 3,500.00 | |
| Room rent..... | 6.31 | |
| Board | | |
| Other receipts from students..... | 1,703.04 | |
| Income from investments..... | | |
| Amount from maturing investments..... | | |
| Gifts and bequests..... | | |
| All other sources including temporary loans | 1,745.71 | <i>Local New York</i> |
| Total | \$ | |

Item 8 Payments

| | SALARIES | | | OTHER OBJECTS | | | TOTAL | | |
|--|----------|--|--|---------------|--|--|----------|--|--|
| | \$ | | | \$ | | | \$ | | |
| EXPENSES OF GENERAL CONTROL | | | | | | | | | |
| 1 Salaries of president, clerks and office assistants | 2,524.35 | | | 2,375.00 | | | 2,761.85 | | |
| 2 Other expenses of administration..... | | | | 4,880.91 | | | 4,880.91 | | |
| EXPENSES OF INSTRUCTION | | | | | | | | | |
| 3 Salaries for instruction..... | 1,693.33 | | | 2,755.17 | | | 1,969.15 | | |
| 4 Prizes and scholarships..... | | | | 611.75 | | | 611.75 | | |
| 5 Supplies used in instruction..... | | | | 4,254.00 | | | 4,254.00 | | |
| 6 Other expenses of instruction..... | 390.00 | | | | | | | | |
| EXPENSES OF OPERATION OF COLLEGE PLANT | | | | | | | | | |
| 7 Wages of janitor and other employees <i>Included in 12</i> | | | | | | | | | |
| 8 Fuel | | | | | | | | | |
| 9 Water, light and power..... | | | | 4,801.18 | | | 4,801.18 | | |
| 10 Janitors' supplies..... | | | | | | | | | |
| 11 Other expenses of operation of plant..... | 243.00 | | | 6,775.55 | | | 7,205.55 | | |
| EXPENSES OF MAINTENANCE OF COLLEGE PLANT | | | | | | | | | |
| 12 Repair of buildings and upkeep of grounds <i>Including 7, 8, 10</i> | | | | 1,629.51 | | | 1,629.51 | | |
| 13 Repair and replacement of equipment..... | | | | 538.10 | | | 538.10 | | |
| 14 Other expenses of maintenance of college plant..... | | | | | | | | | |
| EXPENSES OF AUXILIARY AGENCIES AND SUNDRY ACTIVITIES | | | | | | | | | |
| 15 Libraries | | | | 676.00 | | | 676.00 | | |
| 16 Repair and replacement of books..... | | | | | | | | | |
| 17 New books (capital outlay) <i>Included in 5, 6, 15, 16</i> | | | | | | | | | |
| 18 Expenses of boarding pupils..... | | | | | | | | | |
| 19 Expenses of boarding and caring for teachers..... | | | | | | | | | |
| 20 Recreation | | | | 175.00 | | | 175.00 | | |
| 21 Other auxiliary agencies and sundry activities..... | | | | 425.00 | | | 425.00 | | |
| EXPENSES OF FIXED CHARGES | | | | | | | | | |
| 22 Pensions | | | | | | | | | |
| 23 Rent | | | | | | | | | |
| 24 Insurance | | | | 3,630.07 | | | 3,630.07 | | |
| 25 Taxes | | | | 4,043.00 | | | 4,043.00 | | |
| 26 Contributions and contingencies..... | | | | 43.00 | | | 43.00 | | |
| EXPENSES OF DEBT SERVICE | | | | | | | | | |
| 27 Redemption of bonds or mortgages..... | | | | | | | | | |
| 28 Redemption of short term loans..... | | | | | | | | | |
| 29 Payment of interest on bonds or mortgages..... | | | | | | | | | |
| 30 Payment of interest on short term loans..... | | | | | | | | | |
| 31 Refunds (tuition and board or room rent)..... | | | | | | | | | |

a Do not include in this statement any figures for summer school or any figures included in report for academic department.

All figures representing receipts or disbursements at Tsochor are one half the actual Mexican figures - i.e. figured at rate of exchange 50.

a Do not include in this statement any figures for summer school or any figures included in report for academic department.
 b Including real estate not used by institution, securities and cash on hand belonging to these investments. If this amount does not equal the investments reported at the end of last year, give reasons for difference in the amount reported here.
 c Debts must include mortgages, treasurer's notes payable, unpaid instructors' salaries, and all valid claims against the institution including any balance due the treasurer for money advanced.

Our librarian is away + I cannot get the exact number of books.

Item 8 Payments (concluded)

| | SALARIES | | | OTHER OBJECTS | | | TOTAL | | |
|---|----------|--|--|---------------|---|---|-------|---|---|
| | \$ | | | \$ | | | \$ | | |
| EXPENSES OF CAPITAL OUTLAY | | | | | | | | | |
| 32 Land | | | | 1 | 0 | 3 | 1 | 0 | 3 |
| 33 New buildings | | | | 3 | 3 | 4 | 3 | 3 | 4 |
| 34 Alterations of old buildings..... | | | | | | | | | |
| 35 Equipment | | | | 1 | 9 | 8 | 1 | 9 | 8 |
| 36 Other capital outlay..... | | | | 4 | 0 | 5 | 4 | 0 | 5 |
| INVESTMENTS | | | | | | | | | |
| 37 Amount transferred to investment fund..... | | | | | | | | | |
| Total payments for the year..... | | | | | | | | | |
| ^a Balance at close of year..... | | | | | | | | | |
| Total payments and balance..... | | | | | | | | | |

Item 9 Miscellaneous

Give number of years in each course Four
 Give number of students taking summer course: men none women none
 Give number on teaching force in summer school: men — women —
 Give total receipts for the summer school 1925, \$ — Total expenditures, \$ —
 Give number of university extension students: men — women —

Item 10 Affidavit of presiding officer

STATE OF NEW YORK }
 COUNTY OF } ss.


....., being duly sworn, deposes and says that he is the presiding officer of.....for which the foregoing report is made. That said report has been prepared in accordance with the instructions of The University of the State of New York, and that the statements therein he verily believes to be in all respects true and that an exact copy of this report has been filed with the permanent records of the institution.

Subscribed and sworn to before

me this.....day of.....1926

John Gowdy
 b President of Fukien Christian University

^a This should be the difference between the total of Item 7 and total expenditures.
^b Or corresponding officer.



Colleges and professional and technical schools

ANNUAL REPORT OF THE TRUSTEES OF

Fukien Christian University

FOR THE YEAR ENDING JULY 31, 1927

To the New York State Education Department

TRANSFER

This annual report is required by law to be transmitted to the Department on or before August 1, 1927

Item 1

Days of regular classroom instruction including half-day sessions but excluding summer sessions... 36 weeks-year

Item 2 Faculty and employees

6 days-week

Names of officers of faculty July 31, 1927

President... Ching Jun Lin Dean (Assistant)... Roderick Scott
 Honorary Pres: John Gowdy
 Registrar... Shao Hung Secretary... Frederick P. Beach

| No. of officers of instruction | Men | Women | Total |
|---|-----|-------|-------|
| Full professors..... | 6 | | |
| Adjunct, associate and ass't professors | 9 | | |
| Instructors and tutors..... | 2 | | |
| Lecturers..... | 1 | | |
| Other assistants on teaching force..... | | | |
| Total..... | 18 | | |

The following questions are to be answered by medical schools:

How many professors or instructors are paid a salary and give their full time to medical work? none

Specify subjects taught by each:

Does the president of the faculty teach? Yes Is he included under "officers of instruction" above? Yes

Does the dean of the faculty teach? Yes Is he included under "officers of instruction" above? Yes

Item 3 Students. Number and classification of students during past year

Insert in blank spaces any other courses, e. g. Philosophy (Ph.B.) etc. and use blank sheet if more columns are needed. Schools of law, theology, medicine etc. should write in the proper heads e. g. "Law (LL.B.)," "Theology (B.D.)," "Medicine (M.D.)" etc. In column "Unclassified" put according to year of attendance, regardless of studies taken, all college and graduate students not taking a regular course leading to a degree. Do not include summer school or university extension students in the following classifications.

| CLASSES | Arts (B. A.) | | | Science (B. S.) | | | | | | Unclassified | | | Total | | Grand total |
|---|--------------|-------|-------|-----------------|-------|-------|-----|-------|-------|--------------|-------|-------|-------|-------|-------------|
| | Men | Women | Total | Men | Women | Total | Men | Women | Total | Men | Women | Total | Men | Women | |
| Freshman, 1st year.. | 71 | | | | | | | | | | | | 71 | | 71 |
| Sophomore, 2d year.. | 44 | | | | | | | | | | | 2 | 46 | | 46 |
| Junior, 3d year.... | 32 | | | | | | | | | | | | 32 | | 32 |
| Senior, 4th year.... | 24 | | | | | | | | | | | | 24 | | 24 |
| Total..... | | | | | | | | | | | | | | | 173 |
| Fifth year and above or graduate students | | | | | | | | | | | | | | | |

Item 4 Degrees conferred

| | First degrees on completion of courses in residence | | | | | | | | | Higher degrees | | | | | | | |
|-------------------------------|---|-------|------|------|-------|------|--------|--------|------|----------------|------|-------|---------------------------------|-------|------|------|-------|
| | | | | | | | | | | On examination | | | "In course" without examination | | | | |
| | B.A. | Ph.B. | B.S. | C.E. | LL.B. | M.D. | D.D.S. | D.V.S. | B.D. | Total | M.A. | Ph.D. | M.S. | Total | M.A. | M.S. | Total |
| Men | 103 | | | | | | | | | | | | | | | | |
| Women | | | | | | | | | | | | | | | | | |
| Total since last report | 17 | | | | | | | | | | | | | | | | |

Besides the above,men and.....women were graduated during the past year, but received no degree.

Recipients of honorary degrees conferred without examination

| Name | Degree | Residence |
|------|--------|-----------|
| | | |
| | | |

Item 5 Library & pamphlets Eng. 6081 Chinese 6500

Number of volumes in library Chinese 6500 pamphlets..... Is your library free to the public for reference? Yes for lending? No Number of volumes issued for home use No record
 This should state entire circulation for the year. One book lent 10 times counts 10 not 1.

Item 6 Summary of property owned by institution Item 6 Property (concluded)

| | | | |
|------------------------------------|---------------|----------------------------|---------------|
| Grounds | \$ 30,594 59 | Item A | \$ 314,114 19 |
| Buildings | 226,677 34 | Item B | 82,043 50 |
| Furniture | 3,275 77 | Total property | \$ 396,157 69 |
| Apparatus | 25,348 26 | Debts at end of year | - |
| Library | 17,389 00 | Net property owned | \$ 396,157 69 |
| Museum | 204 97 | | |
| Other property | 10,624 26 | | |
| (Item A) Total property used | \$ 314,114 19 | | |

Item 7 Receipts

| | | |
|---|--------------|-------------------|
| Balance from 1925-26 | \$ 4,017 07 | on field |
| Tuition fees | 3,457 50 | |
| Room rent | 588 84 | |
| Board | 2,409 74 | |
| Other receipts from students | | |
| Income from investments | 4,274 02 | |
| Amount from maturing investments | 312 50 | |
| Gifts and bequests | 47,055 76 | in N. Y. on field |
| All other sources including temporary loans | 533 17 | |
| Total | 13,231 83 | on field |
| (Item B) Net investments at end of year | \$ 82,043 50 | |

Item 8 Payments

| | SALARIES | OTHER OBJECTS | TOTAL |
|--|----------|---------------|-----------|
| EXPENSES OF GENERAL CONTROL | | | |
| 1 Salaries of president, clerks and office assistants..... | 3200 25 | | 3,200 25 |
| 2 Other expenses of administration..... | | 1,804 48 | 1,804 48 |
| EXPENSES OF INSTRUCTION | | | |
| 3 Salaries for instruction..... | 28303 97 | | 28,303 97 |
| 4 Prizes and scholarships.. & student loans..... | | 556 25 | 556 25 |
| 5 Supplies used in instruction..... | | 4,937 10 | 4,937 10 |
| 6 Other expenses of instruction...sericulture..... | | 223 25 | 223 25 |
| EXPENSES OF OPERATION OF COLLEGE PLANT | | | |
| 7 Wages of janitor and other employees...included in 12 | | | |
| 8 Fuel | | | |
| 9 Water, light and power..... | | 1,337 89 | 1,337 89 |
| 10 Janitors' supplies.....included in 12 | | | |
| 11 Other expenses of operation of plant...communication | | 707 75 | 707 75 |
| EXPENSES OF MAINTENANCE OF COLLEGE PLANT | | | |
| 12 Repair of buildings and upkeep of grounds..... | | 1,671 57 | 1,671 57 |
| 13 Repair and replacement of equipment..... | | | |
| 14 Other expenses of maintenance of college plant..... | | 53 56 | 53 56 |
| EXPENSES OF AUXILIARY AGENCIES AND SUNDRY ACTIVITIES | | | |
| 15 Libraries | | | |
| 16 Repair and replacement of books..... | | 758 94 | 758 94 |
| 17 New books (capital outlay) included in 5, 15, 16 | | | |
| 18 Expenses of boarding pupils only dining room exps. for utensils | | 61 47 | 61 47 |
| 19 Expenses of boarding and caring for teachers..... | | | |
| 20 Recreation Athletics..... | | 52 29 | 52 29 |
| 21 Other auxiliary agencies and sundry activities student. | | 468 25 | 468 25 |
| EXPENSES OF FIXED CHARGES | | | |
| 22 Pensions | | | |
| 23 Rent | | | |
| 24 Insurance | | 379 45 | 379 45 |
| 25 Taxes | | 40 43 | 40 43 |
| 26 Contributions and contingencies..... | | 28 34 | 28 34 |
| EXPENSES OF DEBT SERVICE | | | |
| 27 Redemption of bonds or mortgages..... | | | |
| 28 Redemption of short term loans..... | | | |
| 29 Payment of interest on bonds or mortgages..... | | | |
| 30 Payment of interest on short term loans..... | | | |
| 31 Refunds (tuition and board or room rent)..... | | | |

Do not include in this statement any figures for summer school or any figures included in report for academic department.

a Do not include in this statement any figures for summer school or any figures included in report for academic department.
 b Including real estate not used by institution, securities and cash on hand belonging to these investments. If this amount does not equal the investments reported at the end of last year, give reasons for difference in the amount reported here.
 c Debts must include mortgages, treasurer's notes payable, unpaid instructors' salaries, and all valid claims against the institution including any balance due the treasurer for money advanced.

Item 8 Payments (concluded)

| | SALARIES | | OTHER OBJECTS | | TOTAL | |
|---|----------|--|---------------|-----------|-------|-----------|
| | \$ | | \$ | | \$ | |
| EXPENSES OF CAPITAL OUTLAY | | | | | | |
| 32 Land | | | | 45 00 | | 45 00 |
| 33 New buildings | | | | 13,425.00 | | 13,425.00 |
| 34 Alterations of old buildings..... | | | | | | |
| 35 Equipment science..... | | | | 3,161.88 | | 3,161.88 |
| 36 Other capital outlay..... | | | | 4,347.98 | | 4,347.98 |
| INVESTMENTS | | | | | | |
| 37 Amount transferred to investment fund..... | | | | | | |
| Total payments for the year..... | | | | | | |
| Field approx. G\$7180.18 | | | | | | |
| ^a Balance at close of year.. N.Y. | | | | | | |
| 6729.08 | | | | | | |
| Total payments and balance..... | | | | | | |
| | \$ | | \$ | | \$ | |
| | | | | | | 80,073.61 |

Item 9 Miscellaneous

Give number of years in each course..... four

Give number of students taking summer course: men..... none women.....

Give number on teaching force in summer school: men..... - women.....

Give total receipts for the summer school 192 , \$..... Total expenditures, \$.....

Give number of university extension students: men..... women.....

Item 10 Affidavit of presiding officer

STATE OF NEW YORK }
 COUNTY OF..... } ss.

....., being duly sworn, deposes and says that he is the presiding officer of..... for which the foregoing report is made. That said report has been prepared in accordance with the instructions of the New York State Education Department, and that the statements therein he verily believes to be in all respects true and that an exact copy of this report has been filed with the permanent records of the institution.

Subscribed and sworn to before (Signed) John Gowdy.....

me this..... day of..... 192 * ^b President of Fukien Christian University.

..... Foochow, China.....

^a This should be the difference between the total of Item 7 and total expenditures.
^b Or corresponding officer.

* I was President of the University for eleven of the twelve months covered by this report and am now Hon.Pres.

(Signed) John Gowdy.

547

學大和協建福立私
 FUKIEN CHRISTIAN UNIVERSITY
 FOOCHOW, CHINA.



州福國中

January 25, 1928.

A List of the Members of the Faculty of Fukien Christian University for the period ending July 31, 1927.

FULL PROFESSORS

Frederick P. Beach
 Norvil Beeman
 John Gowdy
 Claude R. Kellogg
 Clement Moore Lacey Sites
 Roderick Scott

ASSOCIATE PROFESSORS

Raymond B. Blakney
 W. Y. Chen
 H. H. Chen
 P. U. Cheng
 Malcolm F. Farley
 Ching Jun Lin
 Francis C. Martin
 Franklin P. Metcalf
 Willard J. Sutton

INSTRUCTORS

Mrs. John Gowdy
 Mrs. Roderick Scott

LECTURER

Dr. C. P. G. Scott

TRANSFER

Colleges and professional and technical schools

ANNUAL REPORT OF THE TRUSTEES OF

FUKIEN

Fukien Christian University, Foochow, China

FOR THE YEAR ENDING JULY 31, 1928

To the New York State Education Department

FUKIEN

This annual report is required by law to be transmitted to the Department on or before August 1, 1928

Item 1

Days of regular classroom instruction including half-day sessions but excluding summer sessions...36 weeks.

Item 2 Faculty and employees

Names of officers of faculty July 31, 1928

President...Ching-Jun Lin Dean Tien-Lan Lin
 Honorary Pres: John Gowdy
 Registrar...Roderick Scott Secretary...Frederick P. Beach

| No. of officers of instruction | Men | Women | Total |
|---|-----|-------|-------|
| Full professors..... | 6 | | |
| Adjunct, associate and ass't professors | 11 | | |
| Instructors and tutors..... | 2 | | |
| Lecturers..... | 3 | | |
| Other assistants on teaching force..... | | | |
| <i>Total</i> | 22 | | |

The following questions are to be answered by schools:
 How many professors or instructors are paid a salary and give their full time to medical work?
 Specify subjects taught by each:

Does the president of the faculty teach?..Yes..... Is he included under "officers of instruction" above?..Yes.....
 Does the dean of the faculty teach?.....Yes..... Is he included under "officers of instruction" above?..Yes.....

Item 3 Students. Number and classification of students during past year

Insert in blank spaces any other courses, e. g. Philosophy (Ph.B.) etc. and use blank sheet if more columns are needed.
 Schools of law, theology, medicine etc. should write in the proper heads e. g. "Law (LL.B.)," "Theology (B.D.)," "Medicine (M.D.)" etc.
 In column "Unclassified" put according to year of attendance, regardless of studies taken, all college and graduate students not taking a regular course leading to a degree.
 Do not include summer school or university extension students in the following classifications.

| CLASSES | Arts (B. A.) | | | Science (B. S.) | | | | | | Unclassified | | | Total | | Grand total | |
|--|--------------|-------|-------|-----------------|-------|-------|-----|-------|-------|--------------|-------|-------|-------|-------|-------------|-----|
| | Men | Women | Total | Men | Women | Total | Men | Women | Total | Men | Women | Total | Men | Women | | |
| Freshman, 1st year.. | 56 | | | | | | | | | | | | 10 | | 66 | 66 |
| Sophomore, 2d year.. | 28 | | | | | | | | | | | | | | 28 | 28 |
| Junior, 3d year..... | 21 | | | | | | | | | | | | | | 21 | 21 |
| Senior, 4th year.... | 19 | | | | | | | | | | | | | | 19 | 19 |
| <i>Total</i> | 124 | | | | | | | | | | | | | | | |
| <i>Fifth year and above or graduate students</i> | | | | | | | | | | | | | | | | 134 |

Item 4 Degrees conferred

| | First degrees on completion of courses in residence | | | | | | | | | Higher degrees | | | | | | | | |
|------------------------------|---|-------|------|------|--------|------|--------|--------|------|----------------|----------------|-------|------|---------------------------------|------|------|-------|--|
| | B.A. | Ph.B. | B.S. | C.E. | L.L.B. | M.D. | D.D.S. | D.V.S. | B.D. | Total | On examination | | | "In course" without examination | | | | |
| | | | | | | | | | | | M.A. | Ph.D. | M.S. | Total | M.A. | M.S. | Total | |
| Men | 126 | | | | | | | | | | | | | | | | | |
| Women | | | | | | | | | | | | | | | | | | |
| Total since last report..... | 23 | | | | | | | | | | | | | | | | | |

Besides the above,men and.....women were graduated during the past year, but received no degree.

Recipients of honorary degrees conferred without examination

| Name | Degree | Residence |
|------|--------|-----------|
| | | |
| | | |

Item 5 Library

Number of volumes in library.....^{Chinese 7,934}.....^{English 6,885}.....^{Included}.....^{under volumes}..... Is your library free to the public for reference?.....**Yes**.....for lending?.....**No**..... Number of volumes issued for home use.....**No record**.
This should state entire circulation for the year. One book lent 10 times counts 10 not 1.

Item 6 Summary of property owned by institution Item 6 Property (concluded)

| | | | |
|-----------------------------------|--------------|---------------------------|--------------|
| Grounds | \$ 30,594.59 | Item A | \$278,303.20 |
| Buildings | 190,202.34 | Item B | 111,554.25 |
| Furniture | 3,939.78 | Total property | \$389,857.45 |
| Apparatus | 25,348.26 | Debts at end of year..... | none |
| Library | 17,389.00 | Net property owned..... | \$389,857.45 |
| Museum | 204.97 | | |
| Other property | 10,624.26 | | |
| (Item A) Total property used..... | \$278,303.20 | | |

| | |
|--|--------------|
| ^b Investments at beginning of year... | \$ 82,043.50 |
| Added to investments during year | |
| 1 From gifts and bequests..... | 29,510.75 |
| 2 From income of former investments | - |
| 3 From other sources | - |
| Total | \$111,554.25 |
| Depreciation or losses in investments | none |
| (Item B) Net investments at end of year | \$111,554.25 |

Item 7 Receipts

| | | |
|---|--------------|----------|
| Balance from 192 | \$ 7,243.22 | on field |
| Tuition fees | 2,667.50 | |
| Room rent..... | 507.25 | |
| Board | 2,538.15 | |
| Other receipts from students..... | 1,984.72 | |
| Income from investments..... | - | |
| Amount from maturing investments..... | - | |
| Gifts and bequests..... | 306.89 | |
| All other sources including temporary loans | 80,731.47 | |
| Total..... | \$ 95,979.20 | |

^a Do not include in this statement any figures for summer school or any figures included in report for academic department.
^b Including real estate not used by institution, securities and cash on hand belonging to these investments. If this amount does not equal the investments reported at the end of last year, give reasons for difference in the amount reported here.
^c Debts must include mortgages, treasurer's notes payable, unpaid instructors' salaries, and all valid claims against the institution including any balance due the treasurer for money advanced.

Item 8 Payments

| | SALARIES | OTHER OBJECTS | TOTAL |
|---|-----------|---------------|-----------|
| EXPENSES OF GENERAL CONTROL | | | |
| 1 Salaries of president, clerks and office assistants..... | 4,361.81 | | 4,361.81 |
| 2 Other expenses of administration..... | | 2,260.18 | 2,260.18 |
| EXPENSES OF INSTRUCTION | | | |
| 3 Salaries for instruction..... | 28,038.57 | | 28,038.57 |
| 4 Prizes and scholarships..... | | 75.00 | 75.00 |
| 5 Supplies used in instruction..... | | 5,372.87 | 5,372.87 |
| 6 Other expenses of instruction..... | 814.13 | 387.45 | 1,201.58 |
| EXPENSES OF OPERATION OF COLLEGE PLANT | | | |
| 7 Wages of janitor and other employees..... | 150.00 | | 150.00 |
| 8 Fuel included in 11 | | | |
| 9 Water, light and power..... | | 1,614.38 | 1,614.38 |
| 10 Janitors' supplies..... | 1,444.83 | 242.09 | 1,686.92 |
| 11 Other expenses of operation of plant..... | | | |
| EXPENSES OF MAINTENANCE OF COLLEGE PLANT | | | |
| 12 Repair of buildings and upkeep of grounds..... | | 1,311.86 | 1,311.86 |
| 13 Repair and replacement of equipment..... | | | |
| 14 Other expenses of maintenance of college plant..... | | 82.95 | 82.95 |
| EXPENSES OF AUXILIARY AGENCIES AND SUNDRY ACTIVITIES | | | |
| 15 Libraries Everyman's | | 12.00 | 12.00 |
| 16 Repair and replacement of books..... | | | |
| 17 New books (capital outlay)..... Included in 5 | | | |
| 18 Expenses of boarding pupils..... | | 2,568.73 | 2,568.73 |
| 19 Expenses of boarding and caring for teachers..... | | | |
| 20 Recreation | 300.00 | 200.67 | 500.67 |
| 21 Other auxiliary agencies and sundry activities..... | 70.00 | 500.73 | 570.73 |
| EXPENSES OF FIXED CHARGES | | | |
| 22 Pensions | | | |
| 23 Rent | | 17,007.50 | 17,007.50 |
| 24 Insurance | | 599.45 | 599.45 |
| 25 Taxes | | 45.67 | 45.67 |
| 26 Loans Contributions and contingencies..... | 108.00 | 362.98 | 470.98 |
| EXPENSES OF DEBT SERVICE | | | |
| 27 Redemption of bonds or mortgages..... | | | |
| 28 Redemption of short term loans..... | | | |
| 29 Payment of interest on bonds or mortgages..... | | | |
| 30 Payment of interest on short term loans..... | | | |
| 31 Refunds (tuition and board or room rent) to Bldg. a/c | | 150.00 | 150.00 |

^a Do not include in this statement any figures for summer school or any figures included in report for academic department.

Colleges and professional and technical schools

ANNUAL REPORT OF THE TRUSTEES OF

FUKIEN CHRISTIAN UNIVERSITY

FOR THE YEAR ENDING JULY 31, 1929

To the New York State Education Department

THANKS

This annual report is required by law to be transmitted to the Department on or before August 1, 1929

Item 1

Days of regular classroom instruction including half-day sessions but excluding summer sessions **56 weeks**

Item 2 Faculty and employees

Names of officers of faculty July 31, 1929

President **Ching-jun Lin** Dean **Hien-lan Lin**
 Honorary President **John Cowdy**
 Registrar **Noderick Scott** Secretary **Francis G. Martin**

| No. of officers of instruction | Men | Women | Total |
|---|-----------|----------|-----------|
| Full professors..... | 5 | | 5 |
| Adjunct, associate and ass't professors | 10 | | 10 |
| Instructors and tutors..... | 4 | | 4 |
| Lecturers..... | 3 | 2 | 4 |
| Other assistants on teaching force..... | | | |
| <i>Total</i> | 22 | 2 | 24 |

The following questions are to be answered by medical schools:

How many professors or instructors are paid a salary and give their full time to medical work?.....

Specify subjects taught by each:

Does the president of the faculty teach? **Yes** Is he included under "officers of instruction" above? **Yes**
 Does the dean of the faculty teach? **Yes** Is he included under "officers of instruction" above? **Yes**

Item 3 Students. Number and classification of students during past year

Insert in blank spaces any other courses, e. g. Philosophy (Ph.B.) etc. and use blank sheet if more columns are needed.
 Schools of law, theology, medicine etc. should write in the proper heads e. g. "Law (LL.B.)," "Theology (B.D.)," "Medicine (M.D.," etc.
 In column "Unclassified" put according to year of attendance, regardless of studies taken, all college and graduate students not taking a regular course leading to a degree.
 Do not include summer school or university extension students in the following classifications.

| CLASSES | Arts (B. A.) | | | Science (B. S.) | | | Unclassified | | | Total | | Grand total | |
|--|--------------|-------|-------|-----------------|-------|-------|--------------|-------|----------|-------|-------|-------------|------------|
| | Men | Women | Total | Men | Women | Total | Men | Women | Total | Men | Women | | |
| Freshman, 1st year.. | 46 | | | | | | | | 5 | | | 46 | 46 |
| Sophomore, 2d year.. | 33 | | | | | | | | | | | 33 | 33 |
| Junior, 3d year.... | 15 | | | | | | | | | | | 15 | 15 |
| Senior, 4th year.... | 20 | | | | | | | | | | | 20 | 20 |
| <i>Total</i> | 114 | | | | | | | | 5 | | | 114 | 114 |
| <i>Fifth year and above or graduate students</i> | | | | | | | | | | | | | |

Item 4 Degrees conferred

| | First degrees on completion of courses in residence | | | | | | | | | | Higher degrees | | | | | | |
|-------------------------------|---|-------|------|------|--------|------|--------|--------|------|-------|----------------|-------|------|---------------------------------|------|------|-------|
| | | | | | | | | | | | On examination | | | "In course" without examination | | | |
| | B.A. | Ph.B. | B.S. | C.E. | L.L.B. | M.D. | D.D.S. | D.V.S. | B.D. | Total | M.A. | Ph.D. | M.S. | Total | M.A. | M.S. | Total |
| Men | 140 | | | | | | | | | | | | | | | | |
| Women | | | | | | | | | | | | | | | | | |
| Total since last report | 14 | | | | | | | | | | | | | | | | |

Besides the above, **None** men and **None** women were graduated during the past year, but received no degree.

Recipients of honorary degrees conferred without examination

| Name | Degree | Residence |
|------|--------|-----------|
| | | |

Item 5 Library

Number of volumes in library **17,732**; pamphlets **500**. Is your library free to the public for reference? **Yes** for lending? **No**. Number of volumes issued for home use **No record**.
This should state entire circulation for the year. One book lent 10 times counts 10 not 1.

Item 6 Summary of property owned by institution Item 6 Property (concluded)

| | | | |
|------------------------------------|---------------|----------------------------|---------------|
| Grounds | \$ 30,978.59 | Item A | \$ 279,532.32 |
| Buildings | 177,977.81 | Item B | 162,697.02 |
| Furniture | 6,236.53 | Total property | \$ 442,229.34 |
| Apparatus | 29,698.99 | Debts at end of year | ----- |
| Library | 7,166.45 | Net property owned | \$ 442,229.34 |
| Museum | 214.97 | | |
| Other property | 27,258.98 | | |
| (Item A) Total property used | \$ 279,532.32 | | |

| Item 7 Receipts | |
|--|---------------|
| Balance from 1927-28 | \$ 9,586.55 |
| Tuition fees | 2,801.00 |
| Room rent | 283.64 |
| Board | 2,896.73 |
| Other receipts from students | 1,225.16 |
| Income from investments | 10,256.92 |
| Amount from maturing investments | ----- |
| Gifts and bequests | 41,097.76 |
| All other sources including temporary loans <small>Insurance 1,370.05</small> <small>Waiver 5,007.50</small> | 40,119.24 |
| Total | \$ 108,267.00 |

a Do not include in this statement any figures for summer school or any figures included in report for academic department.
 b Including real estate not used by institution, securities and cash on hand belonging to these investments. If this amount does not equal the investments reported at the end of last year, give reasons for difference in the amount reported here.
 c Debts must include mortgages, treasurer's notes payable, unpaid instructors' salaries, and all valid claims against the institution including any balance due the treasurer for money advanced.

* Not including \$20000 from Hall Estate held by Howard - Genchiny.

Item 8 Payments

| | SALARIES | OTHER OBJECTS | TOTAL |
|---|-----------|---------------|-----------|
| EXPENSES OF GENERAL CONTROL | | | |
| 1 Salaries of president, clerks and office assistants | 4,576.76 | | 4,576.76 |
| 2 Other expenses of administration | | 2,717.32 | 2,717.32 |
| EXPENSES OF INSTRUCTION | | | |
| 3 Salaries for instruction | 31,170.90 | | 31,170.90 |
| 4 Prizes and scholarships | | 210.00 | 210.00 |
| 5 Supplies used in instruction | | 3,773.62 | 3,773.62 |
| 6 Other expenses of instruction | 345.62 | 100.00 | 445.62 |
| EXPENSES OF OPERATION OF COLLEGE PLANT | | | |
| 7 Wages of janitor and other employees | 382.59 | | 382.59 |
| 8 Fuel | | | |
| 9 Water, light and power | | 1,039.69 | 1,039.69 |
| 10 Janitors' supplies (included in 7) | | | |
| 11 Other expenses of operation of plant | | 1,181.18 | 1,181.18 |
| EXPENSES OF MAINTENANCE OF COLLEGE PLANT | | | |
| 12 Repair of buildings and upkeep of grounds | | 1,134.93 | 1,134.93 |
| 13 Repair and replacement of equipment | | 102.05 | 102.05 |
| 14 Other expenses of maintenance of college plant | | | |
| EXPENSES OF AUXILIARY AGENCIES AND SUNDRY ACTIVITIES | | | |
| 15 Libraries | | 458.17 | 458.17 |
| 16 Repair and replacement of books | | | |
| 17 New books (capital outlay) | | 572.48 | 572.48 |
| 18 Expenses of boarding pupils | | 2,896.73 | 2,896.73 |
| 19 Expenses of boarding and caring for teachers | | | |
| 20 Recreation | | | |
| 21 Other auxiliary agencies and sundry activities | | | |
| EXPENSES OF FIXED CHARGES | | | |
| 22 Pensions | | | |
| 23 Rent | | 17,007.50 | 17,007.50 |
| 24 Insurance | | 405.03 | 405.03 |
| 25 Taxes | | 20.99 | 20.99 |
| 26 Contributions and contingencies | | 166.90 | 166.90 |
| EXPENSES OF DEBT SERVICE | | | |
| 27 Redemption of bonds or mortgages | | | |
| 28 Redemption of short term loans | | | |
| 29 Payment of interest on bonds or mortgages | | | |
| 30 Payment of interest on short term loans | | | |
| 31 Refunds (tuition and board or room rent) | | | |

a Do not include in this statement any figures for summer school or any figures included in report for academic department.

Item 8 Payments (concluded)

| | SALARIES | | | | OTHER OBJECTS | | | | TOTAL | | | |
|---|----------|--|--------------|--|---------------|--|--------------|--|-------|--|---------------|--|
| | \$ | | | | \$ | | | | \$ | | | |
| EXPENSES OF CAPITAL OUTLAY | | | | | | | | | | | | |
| 32 Land | | | | | | | 336.03 | | | | 336.03 | |
| 33 New buildings | | | | | | | | | | | | |
| 34 Alterations of old buildings..... | | | | | | | 9,415.43 | | | | 9,415.43 | |
| 35 Equipment | | | | | | | 4,350.72 | | | | 4,350.72 | |
| 36 Other capital outlay..... | | | | | | | 2,395.20 | | | | 2,395.20 | |
| INVESTMENTS | | | | | | | | | | | | |
| 37 Amount transferred to investment fund..... | | | | | | | | | | | | |
| Total payments for the year..... | | | 30,475.07 | | | | 43,284.56 | | | | 34,760.43 | |
| ^a Balance at close of year..... | | | | | | | 23,506.57 | | | | 23,506.57 | |
| Total payments and balance..... | | | \$ 30,475.07 | | | | \$ 71,791.13 | | | | \$ 108,267.00 | |

Item 9 Miscellaneous

Give number of years in each course... B.A. Four years
 Give number of students taking summer course: men none women none
 Give number on teaching force in summer school: men none women none
 Give total receipts for the summer school 192, \$ none Total expenditures, \$ none
 Give number of university extension students: men none women none

Item 10 Affidavit of presiding officer

STATE OF NEW YORK

COUNTY OF

} ss.

R. W. McClure

....., being duly sworn, deposes and says that he is the presiding officer of Fukien Christian University for which the foregoing report is made. That said report has been prepared in accordance with the instructions of the New York State Education Department, and that the statements therein he verily believes to be in all respects true and that an exact copy of this report has been filed with the permanent records of the institution.

Subscribed and sworn to before

R. W. McClure

me this 51st day of August 192 9

Act. Treas. of Fukien Christian University

^a This should be the difference between the total of Item 7 and total expenditures.
^b Or corresponding officer.

July 6, 1929

Members of Faculty, ending July 31, 1929.

Full Professors:

Beach, Frederick P.
 Boeman, Norvil
 Kellogg, Claude R.
 Lin, Tien Lan
 Scott, Roderick

Associate Professors

Chen, W. Y.
 Chung, Chun Tun
 Farley, Malcolm F.
 Ho, Hsi
 Lin, Ching Jun
 Martin, Francis C.
 Moteat, Franklin P.
 Stowe, Everett H.
 Sutton, Willard J.
 Wang, Chin Sin

Instructors

Hsieh, Chen Ya
 Hsu, Tien Lu
 Lai, Ju Chi
 Wang, Tiao Hsin

Lecturers

Mrs. F. P. Beach
 Chu, Wei Tse
 Mrs. Roderick Scott
 Yang, Ching Tsing

State Department
of Education



Colleges and professional and technical schools

ANNUAL REPORT OF THE TRUSTEES OF

TRANSFER

FUKIEN CHRISTIAN UNIVERSITY

FOR THE YEAR ENDING JULY 31, 192³⁰

To the New York State Education Department

This annual report is required by law to be transmitted to the Department on or before August 1, 192

Item 1

Days of regular classroom instruction including half-day sessions but excluding summer sessions

Item 2 Faculty and employees

56 weeks

Names of officers of faculty July 31, 192

President Ching Jun Lin Dean Theodore H. H. Chen
 Honorary President: John Gowdy
 Registrar Roderick Scott Secretary Francis C. Martin

| No. of officers of instruction | Men | Women | Total |
|---|-----|-------|-------|
| Full professors..... | 5 | | 5 |
| Adjunct, associate and ass't professors | 13 | | 13 |
| Instructors and tutors..... | 4 | | 4 |
| Lecturers..... | 1 | 2 | 3 |
| Other assistants on teaching force..... | | | |
| Total..... | 23 | 2 | 25 |

The following questions are to be answered by medical schools:
 How many professors or instructors are paid a salary and give their full time to medical work?
 Specify subjects taught by each:

Does the president of the faculty teach? Yes Is he included under "officers of instruction" above? Yes
 Does the dean of the faculty teach? Yes Is he included under "officers of instruction" above? Yes

Item 3 Students. Number and classification of students during past year

Insert in blank spaces any other courses, e. g. Philosophy (Ph.B.) etc. and use blank sheet if more columns are needed.
 Schools of law, theology, medicine etc. should write in the proper heads e. g. "Law (LL.B.)," "Theology (B.D.)," "Medicine (M.D.)" etc.
 In column "Unclassified" put according to year of attendance, regardless of studies taken, all college and graduate students not taking a regular course leading to a degree.
 Do not include summer school or university extension students in the following classifications.

| CLASSES | Arts (B. A.) | | | Science (B. S.) | | | | | | Unclassified | | | Total | | Grand total |
|---|--------------|-------|-------|-----------------|-------|-------|-----|-------|-------|--------------|-------|-------|-------|-------|-------------|
| | Men | Women | Total | Men | Women | Total | Men | Women | Total | Men | Women | Total | Men | Women | |
| Freshman, 1st year.. | 71 | | | | | | | | | | | | 71 | | 71 |
| Sophomore, 2d year. | 38 | | | | | | | | | | | | 38 | | 38 |
| Junior, 3d year.... | 20 | | | | | | | | | | | | 20 | | 20 |
| Senior, 4th year.... | 9 | | | | | | | | | | | | 9 | | 9 |
| Total..... | 138 | | | | | | | | | | | | 138 | | 138 |
| Fifth year and above or graduate students | | | | | | | | | | | | | | | |

Item 4 Degrees conferred

| | First degrees on completion of courses in residence | | | | | | | | | | Higher degrees | | | | | | |
|-------------------------|---|-------|------|------|-------|------|--------|--------|------|-------|----------------|-------|------|---------------------------------|------|------|-------|
| | | | | | | | | | | | On examination | | | "In course" without examination | | | |
| | B.A. | Ph.B. | B.S. | C.E. | LL.B. | M.D. | D.D.S. | D.V.S. | B.D. | Total | M.A. | Ph.D. | M.S. | Total | M.A. | M.S. | Total |
| Men | 12 | | | | | | | | | | | | | | | | |
| Women | | | | | | | | | | | | | | | | | |
| Total since last report | 12 | | | | | | | | | | | | | | | | |

Besides the above, None men and None women were graduated during the past year, but received no degree.

Recipients of honorary degrees conferred without examination

| Name | Degree | Residence |
|------|--------|-----------|
| | | |

Item 5 Library

Number of volumes in library 20,547; pamphlets included, but not magazines Is your library free to the public for reference? Yes for lending? No Number of volumes issued for home use 10,460
This should state entire circulation for the year. One book lent 10 times counts 10 not 1.

Item 6 Summary of property owned by institution

Item 6 Property (concluded)

| | | |
|-------------------------------------|------------------|-----------|
| Grounds | \$ 31,020 | 10 |
| Buildings | 211,225 | 47 |
| Furniture | 9,230 | 85 |
| Apparatus | 30,140 | 80 |
| Library | 8,405 | 17 |
| Museum | 714 | 97 |
| Other property | 24,275 | 64 |
| (Item A) Total property used | \$314,305 | 64 |

| | | |
|-------------------------------|------------------|-----------|
| Item A | \$314,305 | 64 |
| Item B | 163,101 | 64 |
| Total property | \$477,407 | 28 |
| c Debts at end of year | | |
| Net property owned | \$477,407 | 28 |

| | | |
|--|------------------|-----------|
| b Investments at beginning of year | \$ 162,697 | 02 |
| Added to investments during year | | |
| 1 From gifts and bequests | 20 | 00 |
| 2 From income of former investments | 36 | 62 |
| 3 From other sources | 348 | 00 |
| Total | \$163,101 | 64 |
| Depreciation or losses in investments | | |
| (Item B) Net investments at end of year | \$163,101 | 64 |

Item 7 Receipts

| | | |
|---|------------------|-----------|
| Balance from 192 | \$ 23,506 | 37 |
| Tuition fees | 4,126 | 22 |
| Room rent | 522 | 37 |
| Board | 4,027 | 74 |
| Other receipts from students | 3,375 | 80 |
| Income from investments | 20,514 | 76 |
| Amount from maturing investments | | |
| Gifts and bequests | 61,975 | 84 |
| All other sources including temporary loans | 37,706 | 70 |
| Total | \$105,316 | 70 |

a Do not include in this statement any figures for summer school or any figures included in report for academic department.
 b Including real estate not used by institution, securities and cash on hand belonging to these investments. If this amount does not equal the investments reported at the end of last year, give reasons for difference in the amount reported here.
 c Debts must include mortgages, treasurer's notes payable, unpaid instructors' salaries, and all valid claims against the institution including any balance due the treasurer for money advanced.

Item 8 Payments

| | SALARIES | OTHER OBJECTS | TOTAL |
|---|-----------|---------------|-----------|
| EXPENSES OF GENERAL CONTROL | | | |
| 1 Salaries of president, clerks and office assistants | 125 30 03 | | 125 30 03 |
| 2 Other expenses of administration | | 39 35 05 | 39 35 05 |
| EXPENSES OF INSTRUCTION | | | |
| 3 Salaries for instruction | 495 47 99 | | 495 47 99 |
| 4 Prizes and scholarships | | 564 32 | 564 32 |
| 5 Supplies used in instruction | | 3 39 62 | 3 39 62 |
| 6 Other expenses of instruction | | | |
| EXPENSES OF OPERATION OF COLLEGE PLANT | | | |
| 7 Wages of janitor and other employees | 574 99 | | 574 99 |
| 8 Fuel | | 1836 55 | 1836 55 |
| 9 Water, light and power | | | |
| 10 Janitors' supplies | | 289 31 | 289 31 |
| 11 Other expenses of operation of plant | | | |
| EXPENSES OF MAINTENANCE OF COLLEGE PLANT | | | |
| 12 Repair of buildings and upkeep of grounds | 400 23 | 638 56 | 111 879 |
| 13 Repair and replacement of equipment | | 33 32 | 33 32 |
| 14 Other expenses of maintenance of college plant | | | |
| EXPENSES OF AUXILIARY AGENCIES AND SUNDRY ACTIVITIES | | | |
| 15 Libraries | 1690 00 | 549 11 | 2 439 11 |
| 16 Repair and replacement of books | | 1238 72 | 1 238 72 |
| 17 New books (capital outlay) | | | |
| 18 Expenses of boarding pupils | | 4037 74 | 4 037 74 |
| 19 Expenses of boarding and caring for teachers | | 324 34 | 324 34 |
| 20 Recreation | | 1138 01 | 1 138 01 |
| 21 Other auxiliary agencies and sundry activities | | | |
| EXPENSES OF FIXED CHARGES | | | |
| 22 Pensions | | 695 00 00 | 695 00 00 |
| 23 Rent | | 346 54 | 346 54 |
| 24 Insurance | | 25 29 | 25 29 |
| 25 Taxes | | 742 41 | 742 41 |
| 26 Contributions and contingencies | | | |
| EXPENSES OF DEBT SERVICE | | | |
| 27 Redemption of bonds or mortgages | | | |
| 28 Redemption of short term loans | | | |
| 29 Payment of interest on bonds or mortgages | | | |
| 30 Payment of interest on short term loans | | | |
| 31 Refunds (tuition and board or room rent) | | | |

a Do not include in this statement any figures for summer school or any figures included in report for academic department.

Item 8 Payments (concluded)

| | SALARIES | | | | OTHER OBJECTS | | | | TOTAL | | | |
|---|----------|--|---|--------|---------------|--|----|--------|-------|--|----|--------|
| | \$ | | | | \$ | | | | \$ | | | |
| EXPENSES OF CAPITAL OUTLAY | | | | | | | | | | | | |
| 32 Land | | | | | | | 47 | 50 | | | 4 | 750 |
| 33 New buildings | | | | | | | 32 | 05580 | | | 32 | 05580 |
| 34 Alterations of old buildings..... | | | | | | | 10 | 9186 | | | 10 | 9186 |
| 35 Equipment | | | | | | | 3 | 43613 | | | 3 | 43613 |
| 36 Other capital outlay..... | | | | | | | | | | | | |
| INVESTMENTS | | | | | | | | | | | | |
| 37 Amount transferred to investment fund..... | | | | | | | | | | | | |
| Total payments for the year..... | | | 6 | 503329 | | | 12 | 549398 | | | 19 | 052727 |
| ^a Balance at close of year..... | | | | | | | 1 | 528843 | | | 1 | 528843 |
| Total payments and balance..... | | | 6 | 503329 | | | 14 | 078241 | | | 20 | 581570 |

Item 9 Miscellaneous

Give number of years in each course..... B. A. Four Years

Give number of students taking summer course: men..... None women..... None

Give number on teaching force in summer school: men..... None women..... None

Give total receipts for the summer school 192 , \$..... None Total expenditures, \$..... None

Give number of university extension students: men..... None women..... None

Item 10 Affidavit of presiding officer

Republic of China
~~Province of Fukien~~ Province of Fukien } SS
~~City of Foochow~~ City of Foochow }
~~Consulate of the United States of America~~ Consulate of the United States of America }
C. J. Lin

....., being duly sworn, deposes and says that he is the presiding officer of..... Fukien Christian Universityfor which the foregoing report is made. That said report has been prepared in accordance with the instructions of the New York State Education Department, and that the statements therein he verily believes to be in all respects true and that an exact copy of this report has been filed with the permanent records of the institution.

Subscribed and sworn to before

me this 3rd day of October 1930 C. J. Lin President of Fukien Christian University at Foochow, China

John J. Murphy

^a This should be the difference between the total of Item 7 and total expenditures.
^b Or corresponding officer.

Agust 28, 1930.

Members of Faculty, ending July 30, 1930.

Full Professors:

Beach, Frederick P.
 Boeman, Norvil
 Kellogg, Claude R.
 Scott, Roderick
 Sites, Clement Moore Lacey

Associate & Assistant Professors

Chen, Theodore H. B.
 Chen, W. Y.
 Chung, Chun Yun
 Farley, Malcolm F.
 Fu, Shang Ling
 Kuo, Hsi
 Lin, Ching Jun
 Martin, Francis C.
 Stowe, Everett H.
 Sutton, Willard J.
 Tseng, K. H.
 Wang, Chih Sin
 Wang, Tiao Hsin


Instructors

Hsieh, Chen Ya
 Lai, Ju Chi
 Li, I Ying
 Tang, Chung Chang

Lecturers

Beach, Mrs. F. P.
 Scott, Mrs. Roderick
 Chu, Wei Tse

State Department of Education
Colleges and professional and technical schools



ANNUAL REPORT OF THE TRUSTEES OF

Fukien Christian University

FROM AUGUST 1, 1930, THROUGH JUNE 30, 1931

To the New York State Education Department

This annual report is required by law to be transmitted to the Department on or before July 1, 1931

Item 1 Days of regular classroom instruction including half-day sessions but excluding summer sessions.....
Item 2 Faculty and employes

Names of officers of faculty June 30, 1931

President **Ching-Jan Lin** Dean **Theodore H. E. Chen**
Honorary President: **John Gowdy** Secretary **T. H. Wang**

| No. of officers of instruction | Men | Women | Total |
|---|-----|-------|-------|
| Full professors..... | 6 | | 6 |
| Adjunct, associate and ass't professors | 11 | | 11 |
| Instructors and tutors..... | 1 | | 1 |
| Lecturers..... | 4 | 3 | 7 |
| Other assistants on teaching force..... | | | |
| <i>Total</i> | 22 | 3 | 25 |

The following questions are to be answered by medical schools:
How many professors or instructors are paid a salary and give their full time to medical work?.....
Specify subjects taught by each:

Does the president of the faculty teach? **Yes** Is he included under "officers of instruction" above? **Yes**
Does the dean of the faculty teach? **Yes** Is he included under "officers of instruction" above? **Yes**

Item 3 Students. Number and classification of students during past year

Insert in blank spaces any other courses, e. g. Philosophy (Ph.B.) etc. and use blank sheet if more columns are needed.
Schools of law, theology, medicine etc. should write in the proper heads e. g. "Law (LL.B.)," "Theology (B.D.)," "Medicine (M.D.)," etc.
In column "Unclassified" put according to year of attendance, regardless of studies taken, all college and graduate students not taking a regular course leading to a degree.
Do not include summer school or university extension students in the following classifications.

| CLASSES | Arts (B. A.) | | | Science (B. S.) | | | | | | Unclassified | | | Total | | Grand total |
|--|--------------|-------|-------|-----------------|-------|-------|-----|-------|-------|--------------|-------|-------|-------|-------|-------------|
| | Men | Women | Total | Men | Women | Total | Men | Women | Total | Men | Women | Total | Men | Women | |
| Freshman, 1st year.. | 54 | 1 | 55 | | | | | | | | | | 54 | 1 | 55 |
| Sophomore, 2d year. | 46 | | 46 | | | | | | | | | | 46 | | 46 |
| Junior, 3d year.... | 11 | | 11 | | | | | | | | | | 11 | | 11 |
| Senior, 4th year.... | 13 | | 13 | | | | | | | | | | 13 | | 13 |
| <i>Total</i> | | | 125 | | | | | | | | | | | | 125 |
| <i>Fifth year and above or graduate students</i> | | | 2 | | | | | | | | | | | | 2 |
| | | | 127 | | | | | | | | | | | | 127 |

Item 4 Degrees conferred

| | First degrees on completion of courses in residence | | | | | | | | | | Higher degrees | | | | | | |
|------------------------------|---|-------|------|------|-------|------|--------|--------|------|-------|----------------|-------|------|---------------------------------|------|------|-------|
| | | | | | | | | | | | On examination | | | "In course" without examination | | | |
| | B.A. | Ph.B. | B.S. | C.E. | LL.B. | M.D. | D.D.S. | D.V.S. | B.D. | Total | M.A. | Ph.D. | M.S. | Total | M.A. | M.S. | Total |
| Men | 164 | | | | | | | | | 164 | | | | | | | |
| Women | | | | | | | | | | | | | | | | | |
| Total since last report..... | 12 | | | | | | | | | 12 | | | | | | | |

Besides the above, men and women were graduated during the past year, but received no degree.

Recipients of honorary degrees conferred without examination

| Name | Degree | Residence |
|------|--------|-----------|
| | | |

Item 5 Library

Number of volumes in library 22,207; pamphlets 6,500 Is your library free to the public for reference? NO for lending? NO Number of volumes issued for home use 12104
 This should state entire circulation for the year. One book lent 10 times counts 10 not 1.

Item 6 Summary of property owned by institution Item 6 Property (concluded)

| | | | |
|------------------------------------|--------------|----------------------------|--------------|
| Grounds | \$31,463 84 | Item A | \$333,620 86 |
| Buildings | 225,619 99 | Item B | 164,339 91 |
| Furniture | 10,455 01 | Total property | 497,960 77 |
| Apparatus | 32,172 58 | Debts at end of year | |
| Library | 9,645 51 | Net property owned | 497,960 77 |
| Museum | 214 97 | | |
| Other property | 24,048 96 | | |
| (Item A) Total property used | \$333,620 86 | | |

| Item 7 Receipts | |
|---|-------------|
| Balance from 1930 | \$15,288 43 |
| Tuition fees | 4,155 50 |
| Room rent | 697 09 |
| Board | 3,456 34 |
| Other receipts from students | 2,759 33 |
| Income from investments | 19,122 59 |
| Amount from maturing investments | |
| Gifts and bequests | 68,498 76 |
| All other sources including temporary loans | 76,913 01 |
| Total | \$90,891 05 |

^a Do not include in this statement any figures for summer school or any figures included in report for academic department.
^b Including real estate not used by institution, securities and cash on hand belonging to these investments. If this amount does not equal the investments reported at the end of last year, give reasons for difference in the amount reported here.
^c Debts must include mortgages, treasurer's notes payable, unpaid instructors' salaries, and all valid claims against the institution including any balance due the treasurer for money advanced.

Item 8 Payments

| | SALARIES | | | | OTHER OBJECTS | | | | TOTAL | | | | |
|---|----------|---|---|---|---------------|---|---|---|-------|---|---|---|---|
| | \$ | | | | \$ | | | | \$ | | | | |
| EXPENSES OF GENERAL CONTROL | | | | | | | | | | | | | |
| 1 Salaries of president, clerks and office assistants | 9 | 5 | 5 | 2 | 3 | 9 | | | 9 | 5 | 5 | 2 | 3 |
| 2 Other expenses of administration | | | | | | | 4 | 3 | 0 | 9 | 4 | 5 | |
| EXPENSES OF INSTRUCTION | | | | | | | | | | | | | |
| 3 Salaries for instruction | 4 | 6 | 0 | 2 | 4 | 6 | | | 4 | 6 | 0 | 2 | 4 |
| 4 Prizes and scholarships | | | | | | | | 6 | 9 | 5 | 1 | 7 | |
| 5 Supplies used in instruction | | | | | | | 3 | 5 | 2 | 5 | 6 | 5 | |
| 6 Other expenses of instruction | | | | | | | | | | | | | |
| EXPENSES OF OPERATION OF COLLEGE PLANT | | | | | | | | | | | | | |
| 7 Wages of janitor and other employes | 9 | 3 | 7 | 8 | 1 | | | | 9 | 3 | 7 | 8 | 1 |
| 8 Fuel | | | | | | | | | | | | | |
| 9 Water, light and power | | | | 3 | 7 | 2 | 9 | | 1 | 9 | 7 | 9 | 5 |
| 10 Janitors' supplies | | | | | | | | 2 | 9 | 6 | 6 | 8 | |
| 11 Other expenses of operation of plant | | | | | | | | 2 | 1 | 3 | 7 | 1 | |
| EXPENSES OF MAINTENANCE OF COLLEGE PLANT | | | | | | | | | | | | | |
| 12 Repair of buildings and upkeep of grounds | 4 | 5 | 5 | 9 | 5 | | | 4 | 3 | 8 | 2 | 7 | |
| 13 Repair and replacement of equipment | | | | | | | | 2 | 9 | 6 | 1 | | |
| 14 Other expenses of maintenance of college plant | | | | | | | | | | | | | |
| EXPENSES OF AUXILIARY AGENCIES AND SUNDRY ACTIVITIES | | | | | | | | | | | | | |
| 15 Libraries | 2 | 5 | 8 | 7 | 5 | 4 | | 1 | 6 | 0 | 0 | 0 | |
| 16 Repair and replacement of books | | | | | | | | | | | | | |
| 17 New books (capital outlay) | | | | | | | | 1 | 2 | 4 | 0 | 3 | 4 |
| 18 Expenses of boarding pupils | | | | | | | | 3 | 4 | 3 | 0 | 2 | 3 |
| 19 Expenses of boarding and caring for teachers | | | | | | | | | | | | | |
| 20 Recreation | | | | | | | | | 3 | 4 | 5 | 4 | 4 |
| 21 Other auxiliary agencies and sundry activities | | | | | | | | | 8 | 9 | 5 | 7 | 3 |
| EXPENSES OF FIXED CHARGES | | | | | | | | | | | | | |
| 22 Pensions | | | | | | | | 6 | 9 | 5 | 0 | 0 | 0 |
| 23 Rent | | | | | | | | | 3 | 5 | 9 | 5 | 3 |
| 24 Insurance | | | | | | | | | | 3 | 5 | 9 | 7 |
| 25 Taxes | | | | | | | | | | 3 | 8 | 5 | 0 |
| 26 Contributions and contingencies | | | | | | | | | | | | | |
| EXPENSES OF DEBT SERVICE | | | | | | | | | | | | | |
| 27 Redemption of bonds or mortgages | | | | | | | | | | | | | |
| 28 Redemption of short term loans | | | | | | | | | | | | | |
| 29 Payment of interest on bonds or mortgages | | | | | | | | | | | | | |
| 30 Payment of interest on short term loans | | | | | | | | | | | | | |
| 31 Refunds (tuition and board or room rent) | | | | | | | | | | | | | |

^a Do not include in this statement any figures for summer school or any figures included in report for academic department.

Item 8 Payments (concluded)

| | SALARIES | | | | OTHER OBJECTS | | | | TOTAL | | | |
|---|----------|---|----|----|---------------|-----|------|-----|-------|-----|------|----|
| | \$ | | | | \$ | | | | \$ | | | |
| EXPENSES OF CAPITAL OUTLAY | | | | | | | | | | | | |
| 32 Land | | | | | 4 | 37 | 75 | | 4 | 37 | 75 | |
| 33 New buildings | | | | | 9 | 75 | 293 | | 9 | 75 | 293 | |
| 34 Alterations of old buildings..... | | | | | 4 | 74 | 158 | | 4 | 74 | 158 | |
| 35 Equipment | | | | | 20 | 31 | 78 | | 20 | 31 | 78 | |
| 36 Other capital outlay..... | | | | | 1 | 98 | 791 | | 1 | 98 | 791 | |
| INVESTMENTS | | | | | | | | | | | | |
| 37 Amount transferred to investment fund..... | | | | | | | | | | | | |
| Total payments for the year..... | | | | | | | | | | | | |
| ^a Balance at close of year..... | | | | | 2 | 48 | 8690 | | 2 | 48 | 8690 | |
| Total payments and balance..... | \$ | 5 | 96 | 25 | \$ | 131 | 26 | 580 | \$ | 190 | 891 | 05 |

Item 9 Miscellaneous

Give number of years in each course B.A. Four Years
 Give number of students taking summer course: men None women None
 Give number on teaching force in summer school: men None women None
 Give total receipts for the summer school 1930, \$ None Total expenditures, \$ None
 Give number of university extension students: men None women None


Item 10 Affidavit of presiding officer

REPUBLIC OF CHINA
 PROVINCE OF FUKIEN
 CITY OF FOOCHEW
 CONSULATE OF THE UNITED STATES OF AMERICA
C. J. Lin

C. J. Lin, being duly sworn, deposes and says that he is the presiding officer of Fukien Christian University for which the foregoing report is made. That said report has been prepared in accordance with the instructions of the New York State Education Department, and that the statements therein he verily believes to be in all respects true and that an exact copy of this report has been filed with the permanent records of the institution.

Subscribed and sworn to before me this 11th day of September 1931 Gordon L. Burke ^b President of Fukien Christian University
 Vice Consul of the United States of America At Foochow, China.

^a This should be the difference between the total of Item 7 and total expenditures.
^b Or corresponding officer.



August 25, 1931
 Members of Faculty, ending June 30, 1931.

Full Professors:

- Beach, Frederick P.
- Beeman, Norvil
- Kellogg, Claude R.
- Scott, Roderick
- Sutton, Willard J.
- Sites, Clement Moore Lacey

Associate & Assistant Professors


- Chen, Theodore H. E.
- Chen, W. Y.
- Cheng, Tao Hsin
- Farley, Malcolm P.
- Kuo, Hsi
- Lin, Ching Jun.
- Martin, Francis C.
- Stowe, Everett M.
- Tseng, K. H.
- Wang, Chih Sin
- Wang, Tiao Hsin

Instructor

- Cheng, Ching Tuan

Lecturers

- Beach, Mrs. F. P.
- Chen, Cheng
- Chen, Arthur S. Y.
- Chu, Wei Tze
- Kao, Wen-Chen
- Scott, Mrs. Roderick
- Stowe, Mrs. E. M.



Colleges and professional and technical schools

ANNUAL REPORT OF THE TRUSTEES OF

FUKIEN CHRISTIAN UNIVERSITY

August FROM AUGUST 1, 1930, THROUGH JUNE 30, 1931

To the New York State Education Department

Sent with Mr. Lin's letter of August 8, 1932

This annual report is required by law to be transmitted to the Department on or before July 1, 1931

Item 1

Days of regular classroom instruction including half-day sessions but excluding summer sessions 36 weeks.

Item 2: Faculty and employes

Names of officers of faculty June 30, 1931

President Ching-Jun Lin Dean Theodore H. E. Chen
Honorary President: John Gowdy
Registrar Secretary Arthur S. Y. Chen

Table with 4 columns: No. of officers of instruction, Men, Women, Total. Rows include Full professors, Adjunct, associate and ass't professors, Instructors and tutors, Lecturers, Other assistants on teaching force, and Total.

The following questions are to be answered by medical schools: How many professors or instructors are paid a salary and give their full time to medical work? Specify subjects taught by each:

Does the president of the faculty teach? No Is he included under "officers of instruction" above? No
Does the dean of the faculty teach? Yes Is he included under "officers of instruction" above? Yes

Item 3 Students. Number and classification of students during past year

Insert in blank spaces any other courses, e. g. Philosophy (Ph.B.) etc. and use blank sheet if more columns are needed. Schools of law, theology, medicine etc. should write in the proper heads e. g. "Law (LL.B.)," "Theology (B.D.)," "Medicine (M.D.)" etc. In column "Unclassified" put according to year of attendance, regardless of studies taken, all college and graduate students not taking a regular course leading to a degree. Do not include summer school or university extension students in the following classifications.

Large table with columns for CLASSES, Arts (B. A.), Science (B. S.), Unclassified, Total, and Grand total. Rows include Freshman, 1st year, Sophomore, 2d year, Junior, 3d year, Senior, 4th year, Total, and Fifth year and above or graduate students.

Item 4 Degrees conferred

| | First degrees on completion of courses in residence | | | | | | | | | Higher degrees | | | | | | | |
|-------------------------------|---|-------|------|------|-------|------|--------|--------|------|----------------|------|-------|---------------------------------|-------|------|------|-------|
| | | | | | | | | | | On examination | | | "In course" without examination | | | | |
| | B.A. | Ph.B. | B.S. | C.E. | LL.B. | M.D. | D.D.S. | D.V.S. | B.D. | Total | M.A. | Ph.D. | M.S. | Total | M.A. | M.S. | Total |
| Men | 186 | | | | | | | | | 176 | | | | | | | |
| Women | | | | | | | | | | | | | | | | | |
| Total since last report | 17 | | | | | | | | | 17 | | | | | | | |

Besides the above,men and.....women were graduated during the past year, but received no degree.

Recipients of honorary degrees conferred without examination

| Name | Degree | Residence |
|------|--------|-----------|
| | | |

Item 5 Library

Number of volumes in library **28174**; pamphlets **6950**. Is your library free to the public for reference? **No** for lending? **No** Number of volumes issued for home use **16346**
This should state entire circulation for the year. One book lent 10 times counts 10 not 1.

Item 6 Summary of property owned by institution Item 6 Property (concluded)

| | | | |
|------------------------------------|---------------|----------------------------|---------------|
| Grounds | \$ 32,543.45 | Item A | \$ 395,653.59 |
| Buildings | 251,636.44 | Item B | 165,090.11 |
| Furniture | 23,283.91 | Total property | 560,743.70 |
| Apparatus | 33,859.01 | Debts at end of year | |
| Library | 24,254.54 | Net property owned | \$ 560,743.70 |
| Museum | 4,366.00 | | |
| Other property | 25,710.24 | | |
| (Item A) Total property used | \$ 395,653.59 | | |

| | |
|---|---------------|
| ^b Investments at beginning of year | \$ 164,339.91 |
| Added to investments during year | |
| 1 From gifts and bequests | |
| 2 From income of former investments | 350.00 |
| 3 From other sources | 400.20 |
| Total | \$ 165,090.11 |
| Depreciation or losses in investments | |
| (Item B) Net investments at end of year | \$ 165,090.11 |

| | |
|---|---------------|
| Balance from 1930 | \$ 24,856.90 |
| Tuition fees | 5,790.00 |
| Room rent | 967.20 |
| Board | 4,988.37 |
| Other receipts from students | 3,881.26 |
| Income from investments | 31,286.00 |
| Amount from maturing investments | |
| Gifts and bequests | 48,491.35 |
| All other sources including temporary loans | 95,073.27 |
| Total | \$ 215,364.35 |

^a Do not include in this statement any figures for summer school or any figures included in report for academic department.
^b Including real estate not used by institution, securities and cash on hand belonging to these investments. If this amount does not equal the investments reported at the end of last year, give reasons for difference in the amount reported here.
^c Debts must include mortgages, treasurer's notes payable, unpaid instructors' salaries, and all valid claims against the institution including any balance due the treasurer for money advanced.

Item 8 Payments

| | SALARIES | OTHER OBJECTS | TOTAL |
|---|----------|---------------|---------|
| EXPENSES OF GENERAL CONTROL | | | |
| 1 Salaries of president, clerks and office assistants | 781201 | | 781201 |
| 2 Other expenses of administration | | 578930 | 578930 |
| EXPENSES OF INSTRUCTION | | | |
| 3 Salaries for instruction | 4566210 | | 4566210 |
| 4 Prizes and scholarships | | 98075 | 98075 |
| 5 Supplies used in instruction | | 258768 | 258768 |
| 6 Other expenses of instruction | | | |
| EXPENSES OF OPERATION OF COLLEGE PLANT | | | |
| 7 Wages of janitor and other employes | 60700 | | 60700 |
| 8 Fuel | | | |
| 9 Water, light and power | | 217999 | 217999 |
| 10 Janitors' supplies | | 9152 | 9152 |
| 11 Other expenses of operation of plant | | | |
| EXPENSES OF MAINTENANCE OF COLLEGE PLANT | | | |
| 12 Repair of buildings and upkeep of grounds | 305189 | 37125 | 342314 |
| 13 Repair and replacement of equipment | | 3089 | 3089 |
| 14 Other expenses of maintenance of college plant | | | |
| EXPENSES OF AUXILIARY AGENCIES AND SUNDRY ACTIVITIES | | | |
| 15 Libraries | 246828 | 40542 | 287370 |
| 16 Repair and replacement of books | | | |
| 17 New books (capital outlay) | | 110536 | 110536 |
| 18 Expenses of boarding pupils | | 493836 | 493836 |
| 19 Expenses of boarding and caring for teachers | | | |
| 20 Recreation | | 20500 | 20500 |
| 21 Other auxiliary agencies and sundry activities | | 324041 | 324041 |
| EXPENSES OF FIXED CHARGES | | | |
| 22 Pensions | | | |
| 23 Rent | | 6950000 | 6950000 |
| 24 Insurance | | 28550 | 28550 |
| 25 Taxes | | 3471 | 3471 |
| 26 Contributions and contingencies | | 461 | 461 |
| EXPENSES OF DEBT SERVICE | | | |
| 27 Redemption of bonds or mortgages | | | |
| 28 Redemption of short term loans | | | |
| 29 Payment of interest on bonds or mortgages | | | |
| 30 Payment of interest on short term loans | | | |
| 31 Refunds (tuition and board or room rent) | | | |

^a Do not include in this statement any figures for summer school or any figures included in report for academic department.

Item 8 Payments (concluded)

| | SALARIES | | | OTHER OBJECTS | | | TOTAL | | |
|---|----------|---------|--|---------------|--|---|----------|--|--|
| | \$ | | | \$ | | | \$ | | |
| EXPENSES OF CAPITAL OUTLAY | | | | | | | | | |
| 32 Land | | | | 186516 | | | 186516 | | |
| 33 New buildings | | | | 2927731 | | | 2927731 | | |
| 34 Alterations of old buildings..... | | | | 228775 | | | 228775 | | |
| 35 Equipment | | | | 168642 | | | 168642 | | |
| 36 Other capital outlay..... | | | | 654677 | | | 654677 | | |
| INVESTMENTS | | | | | | | | | |
| 37 Amount transferred to investment fund..... | | | | 31640 | | | 31640 | | |
| Total payments for the year..... | | | | | | | | | |
| ^a Balance at close of year..... | | | | 2197251 | | | 2197251 | | |
| Total payments and balance..... | \$ | 5961128 | | 1557530 | | 7 | 21536435 | | |

Item 9 Miscellaneous

Give number of years in each course.....

Give number of students taking summer course: men..... **None** women..... **None**

Give number on teaching force in summer school: men..... **None** women..... **None**

Give total receipts for the summer school 1932, \$..... **None** Total expenditures, \$..... **None**

Give number of university extension students: men..... **None** women..... **None**

Item 10 Affidavit of presiding officer

REPUBLIC OF CHINA
 PROVINCE OF FUKIEN
 CITY OF FOOCHOW
 CONSULATE OF AMERICA } ss.

C. J. Lin being duly sworn, deposes and says that he is the presiding officer of Fukien Christian University for which the foregoing report is made. That said report has been prepared in accordance with the instructions of the New York State Education Department, and that the statements therein he verily believes to be in all respects true and that an exact copy of this report has been filed with the permanent records of the institution.

Subscribed and sworn to before Ching Jun Lin
 me this 6th day of August 1932 ^b President of Fukien Christian University

Ralph Townsend
 Vice Consul of the United States of America

^a This should be the difference between the total of Item 7 and total expenditures.
^b Or corresponding officer.

(Seal impressed and
 fee charged upon
 original of this copy)
 R. T. August 6, 1932

RECEIVED
 UNIVERSITY
 SEP 7 1932

July 25, 1932

Members of Faculty, ending June 30, 1932.

Full Professors:

Beach, Frederick P.
 Beeman, Norvil
 Kellogg, Claude R.
 Scott, Roderick
 Sutton, Willard J.

Associate & Assistant Professors:

Chen, Theodore H. E.
 Chen, W. Y.
 Cheng, Tao Hsin
 Farley, Malcolm F.
 Kuo, Hsi
 Mattin, Francis C.
 Stowe, Everett M.
 Tseng, K. H.
 Wang, Chih Sin
 Wang, Tiao Hsin

Instructors:

Cheng, Ching Tuan
 Li, I Ying
 Lin, Yu Chi

Lecturers:

Beach, Mrs. F. P.
 Chen, Arthur S. Y.
 Chung, Tao Chan
 Kao, Wen Chen
 Scott, Mrs. Roderick

Graduate Assistants

Lin, I

Colleges and professional and technical schools

ANNUAL REPORT OF THE TRUSTEES OF

FUKIEN CHRISTIAN UNIVERSITY

FOR THE SCHOOL YEAR ENDING ~~June 30, 1933~~ ^{June 30, 1933}

To the New York State Education Department

This annual report is required by law to be transmitted to the Department on or before August 1, 1933

Item 1

Days of regular classroom instruction including half-day sessions but excluding summer sessions..... 216

Item 2 Faculty and employees

Names of officers of faculty July 31, 1933

President..... Ching-Jun Lin Dean..... Theodore H. R. Chen
 Honorary President; John Cowdy Dean of Women Miss Marie Fu
 Registrar..... Secretary P. H. Cheng

| No. of officers of instruction | Men | Women | Total |
|---|-----|-------|-------|
| Full professors..... | 5 | | 5 |
| Adjunct, associate and ass't professors | 10 | | 10 |
| Instructors and tutors..... | 4 | | 4 |
| Lecturers..... | 7 | 3 | 10 |
| Other assistants on teaching force..... | 5 | | 5 |
| Total..... | 31 | 3 | 34 |

The following questions are to be answered by medical schools:

How many professors or instructors are paid a salary and give their full time to medical work?.....

Specify subjects taught by each:

Does the president of the faculty teach?..... No Is he included under "officers of instruction" above?..... No

Does the dean of the faculty teach?..... Yes Is he included under "officers of instruction" above?..... Yes

Item 3 Students. Number and classification of students during past year

Insert in blank spaces any other courses, e. g. Philosophy (Ph.B.) etc. and use blank sheet if more columns are needed. Schools of law, theology, medicine etc. should write in the proper heads e. g. "Law (LL.B.)," "Theology (B.D.)," "Medicine (M.D.)" etc. In column "Unclassified" put according to year of attendance, regardless of studies taken, all college and graduate students not taking a regular course leading to a degree. Do not include summer school or university extension students in the following classifications.

| CLASSES | Arts (B. A.) | | | Science (B. S.) | | | | | | Unclassified | | | Total | | Grand total |
|---|--------------|-------|-------|-----------------|-------|-------|-----|-------|-------|--------------|-------|-------|-------|-------|-------------|
| | Men | Women | Total | Men | Women | Total | Men | Women | Total | Men | Women | Total | Men | Women | |
| Freshman, 1st year.. | 51 | 13 | 64 | | | | | | | | | | 51 | 13 | 64 |
| Sophomore, 2d year.. | 40 | 5 | 45 | | | | | | | | | | 40 | 5 | 45 |
| Junior, 3d year..... | 38 | 1 | 39 | | | | | | | | | | 38 | 1 | 39 |
| Senior, 4th year.... | 28 | | 28 | | | | | | | | | | 28 | | 28 |
| Total..... | 156 | 19 | 175 | | | | | | | | | | 156 | 19 | 175 |
| Fifth year and above or graduate students | 5 | | 5 | | | | | | | | | | 5 | | 5 |
| | 161 | 19 | 180 | | | | | | | | | | 161 | 19 | 180 |

Item 4 Degrees conferred

| | First degrees on completion of courses in residence | | | | | | | | | Higher degrees | | | | | | | |
|-------------------------------|---|-------|------|------|-------|------|--------|--------|------|----------------|------|-------|---------------------------------|-------|------|------|-------|
| | | | | | | | | | | On examination | | | "In course" without examination | | | | |
| | B.A. | Ph.B. | B.S. | C.E. | LL.B. | M.D. | D.D.S. | D.V.S. | B.D. | Total | M.A. | Ph.D. | M.S. | Total | M.A. | M.S. | Total |
| Men | 198 | | | | | | | | | 198 | | | | | | | |
| Women | | | | | | | | | | | | | | | | | |
| Total since last report | 80 | | | | | | | | | 80 | | | | | | | |

Besides the above,men and.....women were graduated during the past year, but received no degree.

Recipients of honorary degrees conferred without examination

| Name | Degree | Residence |
|------|--------|-----------|
| | | |
| | | |

Item 5 Library

Number of volumes in library...32574...; pamphlets.....7365..... Is your library free to the public for reference?.....No.....for lending?.....No..... Number of volumes issued for home use...19713.....
This should state entire circulation for the year. One book lent 10 times counts 10 not 1.

Item 6 Summary of property owned by institution Item 6 Property (concluded)

| | | | |
|------------------------------------|-------------|----------------------------|--------------|
| Grounds | \$36,072.96 | Item A | \$431,361.39 |
| Buildings | 269,391.48 | Item B | 163,352.64 |
| Furniture | 24,846.78 | Total property | 594,714.03 |
| Apparatus | 38,302.78 | Debts at end of year | |
| Library | 26,737.87 | Net property owned | 594,714.03 |
| Museum | 4,564.84 | | |
| Other property | 31,444.68 | | |
| (Item A) Total property used | \$31,361.39 | | |

| | | | |
|---|--------------|---|--------------|
| Investments at beginning of year... | \$165,090.11 | Balance from 1932 | \$21,727.10 |
| Added to investments during year | | Tuition fees | 6,818.00 |
| 1 From gifts and bequests | 3,600.00 | Room rent | 1,373.52 |
| 2 From income of former investments | 27.01 | Board | 5,101.76 |
| 3 From other sources | 6,231.52 | Other receipts from students | 3,927.42 |
| Total | \$174,948.64 | Income from investments | 40,686.59 |
| Depreciation or losses in investments | 11,596.00 | Amount from maturing investments | |
| (Item B) Net investments at end of year | \$163,352.64 | Gifts and bequests | 7,788.56 |
| | | All other sources including temporary loans | 100,424.05 |
| | | Total | \$187,845.00 |

^a Do not include in this statement any figures for summer school or any figures included in report for academic department.
^b Including real estate not used by institution, securities and cash on hand belonging to these investments. If this amount does not equal the investments reported at the end of last year, give reasons for difference in the amount reported here.
^c Debts must include mortgages, treasurer's notes payable, unpaid instructors' salaries, and all valid claims against the institution including any balance due the treasurer for money advanced.

Item 8 Payments

| | SALARIES | OTHER OBJECTS | TOTAL |
|---|------------|---------------|------------|
| EXPENSES OF GENERAL CONTROL | | | |
| 1 Salaries of president, clerks and office assistants | 91,966.68 | | 91,966.68 |
| 2 Other expenses of administration | | 41,629.98 | 41,629.98 |
| EXPENSES OF INSTRUCTION | | | |
| 3 Salaries for instruction | 429,195.52 | | 429,195.52 |
| 4 Prizes and scholarships | | 656.00 | 656.00 |
| 5 Supplies used in instruction | | 27,345.56 | 27,345.56 |
| 6 Other expenses of instruction | | | |
| EXPENSES OF OPERATION OF COLLEGE PLANT | | | |
| 7 Wages of janitor and other employees | 133,047 | | 133,047 |
| 8 Fuel | | | |
| 9 Water, light and power | | 23,461.7 | 23,461.7 |
| 10 Janitors' supplies | | 17,777 | 17,777 |
| 11 Other expenses of operation of plant | | | |
| EXPENSES OF MAINTENANCE OF COLLEGE PLANT | | | |
| 12 Repair of buildings and upkeep of grounds | | 24,258.85 | 24,258.85 |
| 13 Repair and replacement of equipment | | 1,902 | 1,902 |
| 14 Other expenses of maintenance of college plant | | | |
| EXPENSES OF AUXILIARY AGENCIES AND SUNDRY ACTIVITIES | | | |
| 15 Libraries | 3,112.40 | 3,007.7 | 3,112.40 |
| 16 Repair and replacement of books | | | |
| 17 New books (capital outlay) | | 2,483.33 | 2,483.33 |
| 18 Expenses of boarding pupils | | 54,482.6 | 54,482.6 |
| 19 Expenses of boarding and caring for teachers | | | |
| 20 Recreation | | 2,118.7 | 2,118.7 |
| 21 Other auxiliary agencies and sundry activities | | 18,455.9 | 18,455.9 |
| EXPENSES OF FIXED CHARGES | | | |
| 22 Pensions | | 69,800.00 | 69,800.00 |
| 23 Rent | | 4,082.4 | 4,082.4 |
| 24 Insurance | | 7,439 | 7,439 |
| 25 Taxes | | 2,635 | 2,635 |
| 26 Contributions and contingencies | | | |
| EXPENSES OF DEBT SERVICE | | | |
| 27 Redemption of bonds or mortgages | | | |
| 28 Redemption of short term loans | | | |
| 29 Payment of interest on bonds or mortgages | | | |
| 30 Payment of interest on short term loans | | | |
| 31 Refunds (tuition and board or room rent) | | | |

^a Do not include in this statement any figures for summer school or any figures included in report for academic department.

Item 8 Payments (concluded)

| | SALARIES | | | | OTHER OBJECTS | | | | TOTAL | | | |
|---|----------|----|----|----|---------------|----|-----|----|-------|----|----|----|
| | \$ | | | | \$ | | | | \$ | | | |
| EXPENSES OF CAPITAL OUTLAY | | | | | | | | | | | | |
| 32 Land | | | | | 2 | 00 | 00 | 00 | 2 | 00 | 00 | 00 |
| 33 New buildings | | | | | 7 | 97 | 25 | 66 | 7 | 97 | 25 | 66 |
| 34 Alterations of old buildings..... | | | | | 6 | 68 | 88 | 22 | 6 | 68 | 88 | 22 |
| 35 Equipment | | | | | 8 | 29 | 97 | 71 | 8 | 29 | 97 | 71 |
| 36 Other capital outlay..... | | | | | 7 | 02 | 34 | 42 | 7 | 02 | 34 | 42 |
| INVESTMENTS | | | | | | | | | | | | |
| 37 Amount transferred to investment fund..... | | | | | 7 | 73 | 15 | 52 | 7 | 73 | 15 | 52 |
| Total payments for the year..... | | | | | | | | | | | | |
| ^a Balance at close of year..... | | | | | 5 | 07 | 55 | 52 | 5 | 07 | 55 | 52 |
| Total payments and balance..... | \$ | 53 | 25 | 55 | \$ | 53 | 158 | 65 | \$ | 53 | 28 | 46 |

Item 9 Miscellaneous

Give number of years in each course... B. A. Four Years

Give number of students taking summer course: men None women None

Give number on teaching force in summer school: men None women None

Give total receipts for the summer school 1933, \$ None Total expenditures, \$ None

Give number of university extension students: men None women None

Item 10 Affidavit of presiding officer

REPUBLIC OF CHINA
STATE OF NEW YORK FUKIEN
CITY OF HOOGHON } ss.
CONSULATE OF AMERICA

T. H. Wang, being duly sworn, deposes and says that he is

the presiding officer of Fukien Christian University for which the foregoing report is made. That said report has been prepared in accordance with the instructions of the New York State Education Department, and that the statements therein he verily believes to be in all respects true and that an exact copy of this report has been filed with the permanent records of the institution.

Subscribed and sworn to before

T. H. Wang
Acting President for the summer of 1933
b President of Fukien Christian University

me this.....day of.....1933

^a This should be the difference between the total of Item 7 and total expenditures.
^b Or corresponding officer.

FUKIEN CHRISTIAN UNIVERSITY

July 25, 1933

Members of Faculty, Ending June 30, 1933

FULL PROFESSORS:

Beach, Frederick P.
Kellogg, Claude R.
Lin, Tien Ian
Scott, Roderick
Sutton, Willard J.

ASSOCIATE & ASSISTANT PROFESSORS:

Chen, Theodore H. E.
Chen, W. Y.
Cheng, Tso Hsin
Farley, Malcolm F.
Kuo, Hsi
Martin, Francis C.
Stowe, Everett M.
Tseng, K. H.
Wang, Chih Sin
Wang, Tiao Hsin

INSTRUCTORS:

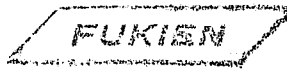
Cheng, Ching Tuan
Chu, Wei Tzu
Li, I Ying
Lin, Yu Chi

LECTURERS:

Beach, Mrs. F. P.
Chen, Edwin
Chen, Shao Shaun
Chen, Yi Yuan
Chung, Tao Chan
Liu, Chiang
Tang, S. C.
Scott, Mrs. Roderick
Wei, Yin Chi
Yu, Miss Marie

GRADUATE ASSISTANTS

Chang, Tien Fu
Chiang, Jen Yu
Lin, I
Lu, Tsung I
Tai, Wen Sai



Sent to 217
Albany
8/29/34

Colleges and professional and technical schools

ANNUAL REPORT OF THE TRUSTEES OF
FUKIEN CHRISTIAN UNIVERSITY

FROM ^{SOLA} AUGUST 1, 1930³ THROUGH JUNE 30, 1931⁴

To the New York State Education Department

This annual report is required by law to be transmitted to the Department on or before July 1, 1931⁴

Item 1

Days of regular classroom instruction including half-day sessions but excluding summer sessions... 216

Item 2 Faculty and employes

Names of officers of faculty June 30, 1931⁴

President Ching-Jun Lin Dean Theodore H. E. Chen
Honorary President; John Gowdy Dean of Women Miss Marie Yu
Registrar T. H. Cheng Secretary T. H. Cheng

| No. of officers of instruction | Men | Women | Total |
|---|-----|-------|-------|
| Full professors..... | 5 | | 5 |
| Adjunct, associate and ass't professors | 9 | | 9 |
| Instructors and tutors..... | 4 | | 4 |
| Lecturers..... | 5 | 2 | 7 |
| Other assistants on teaching force..... | 5 | | 5 |
| <i>Total</i> | 28 | 2 | 30 |

The following questions are to be answered by medical schools:
How many professors or instructors are paid a salary and give their full time to medical work?
Specify subjects taught by each:

Does the president of the faculty teach? No Is he included under "officers of instruction" above? No
Does the dean of the faculty teach? Yes Is he included under "officers of instruction" above? Yes

Item 3 Students. Number and classification of students during past year

Insert in blank spaces any other courses, e. g. Philosophy (Ph.B.) etc. and use blank sheet if more columns are needed.
Schools of law, theology, medicine etc. should write in the proper heads e. g. "Law (LL.B.)," "Theology (B.D.)," "Medicine (M.D.)" etc.
In column "Unclassified" put according to year of attendance, regardless of studies taken, all college and graduate students not taking a regular course leading to a degree.
Do not include summer school or university extension students in the following classifications.

| CLASSES | Arts (B. A.) | | | Science (B. S.) | | | | | | Unclassified | | | Total | | Grand total |
|--|--------------|-------|-------|-----------------|-------|-------|-----|-------|-------|--------------|-------|-------|-------|-------|-------------|
| | Men | Women | Total | Men | Women | Total | Men | Women | Total | Men | Women | Total | Men | Women | |
| Freshman, 1st year.. | 44 | 11 | 55 | | | | | | | | | | 44 | 11 | 55 |
| Sophomore, 2d year. | 34 | 14 | 48 | | | | | | | | | | 34 | 14 | 48 |
| Junior, 3d year.... | 46 | 1 | 47 | | | | | | | | | | 46 | 1 | 47 |
| Senior, 4th year.... | 26 | 1 | 27 | | | | | | | | | | 26 | 1 | 27 |
| <i>Total</i> | 150 | 27 | 177 | | | | | | | | | | 150 | 27 | 177 |
| <i>Fifth year and above or graduate students</i> | 2 | | 2 | | | | | | | | | | 2 | | 2 |
| | 152 | 27 | 179 | | | | | | | | | | 152 | 27 | 179 |

Item 4 Degrees conferred

| | First degrees on completion of courses in residence | | | | | | | | | Higher degrees | | | | | | | |
|-------------------------------|---|-------|------|------|-------|------|--------|--------|------|----------------|------|-------|---------------------------------|-------|------|------|-------|
| | | | | | | | | | | On examination | | | "In course" without examination | | | | |
| | B.A. | Ph.B. | B.S. | C.E. | LL.B. | M.D. | D.D.S. | D.V.S. | B.D. | Total | M.A. | Ph.D. | M.S. | Total | M.A. | M.S. | Total |
| Men | 20 | 8 | | | | | | | | 208 | | | | | | | |
| Women | | | | | | | | | | | | | | | | | |
| Total since last report | 30 | | | | | | | | | 30 | | | | | | | |

Besides the above,men and.....women were graduated during the past year, but received no degree.

Recipients of honorary degrees conferred without examination

| Name | Degree | Residence |
|------|--------|-----------|
| | | |

Item 5 Library

Number of volumes in library 56487; pamphlets 7545. Is your library free to the public for reference? No. for lending? No. Number of volumes issued for home use 24784.
This should state entire circulation for the year. One book lent 10 times counts 10 not 1.

Item 6 Summary of property owned by institution Item 6 Property (concluded)

| | | | |
|---|--------------|---|--------------|
| Grounds | \$39,544.39 | Item A | \$474,612.00 |
| Buildings | 274,547.35 | Item B | 163,537.48 |
| Furniture | 25,663.38 | Total property | 638,149.48 |
| Apparatus | 47,001.53 | Debts at end of year | |
| Library | 50,060.82 | Net property owned | \$638,149.48 |
| Museum | 4,811.53 | | |
| Other property | 32,983.00 | | |
| (Item A) Total property used | \$474,612.00 | | |
| Investments at beginning of year | \$162,852.64 | Item 7 Receipts | |
| Added to investments during year | | Balance from 1932-33 | \$5,075.52 |
| 1 From gifts and bequests | 536.17 | Tuition fees | 6,424.00 |
| 2 From income of former investments | 148.67 | Room rent | 1,295.72 |
| 3 From other sources | | Board | 4,523.75 |
| Total | \$163,537.48 | Other receipts from students | 3,440.62 |
| Depreciation or losses in investments | | Income from investments | 31,527.44 |
| (Item B) Net investments at end of year | \$163,537.48 | Amount from maturing investments | |
| | | Gifts and bequests | 34,997.07 |
| | | All other sources including temporary loans | 61,619.83 |
| | | Total | \$148,903.95 |

^a Do not include in this statement any figures for summer school or any figures included in report for academic department.
^b Including real estate not used by institution, securities and cash on hand belonging to these investments. If this amount does not equal the investments reported at the end of last year, give reasons for difference in the amount reported here.
^c Debts must include mortgages, treasurer's notes payable, unpaid instructors' salaries, and all valid claims against the institution including any balance due the treasurer for money advanced.

Item 8 Payments

| | SALARIES | | | | OTHER OBJECTS | | | | TOTAL | | | | |
|---|----------|----|----|---|---------------|----|----|---|-------|----|----|---|--|
| | \$ | | | | \$ | | | | \$ | | | | |
| EXPENSES OF GENERAL CONTROL | | | | | | | | | | | | | |
| 1 Salaries of president, clerks and office assistants | 82 | 54 | 02 | | | | | | 82 | 54 | 02 | | |
| 2 Other expenses of administration | | | | | 40 | 90 | 32 | | 40 | 90 | 32 | | |
| EXPENSES OF INSTRUCTION | | | | | | | | | | | | | |
| 3 Salaries for instruction | 41 | 96 | 74 | 9 | | | | | 41 | 96 | 74 | 9 | |
| 4 Prizes and scholarships | | | | | 61 | 90 | 00 | | 61 | 90 | 00 | | |
| 5 Supplies used in instruction | | | | | 40 | 97 | 63 | | 40 | 97 | 63 | | |
| 6 Other expenses of instruction | | | | | | | | | | | | | |
| EXPENSES OF OPERATION OF COLLEGE PLANT | | | | | | | | | | | | | |
| 7 Wages of janitor and other employes | 22 | 75 | 65 | | | | | | 22 | 75 | 65 | | |
| 8 Fuel | | | | | | | | | | | | | |
| 9 Water, light and power | | | | | 25 | 73 | 81 | | 25 | 73 | 81 | | |
| 10 Janitors' supplies | | | | | 16 | 74 | 43 | | 16 | 74 | 43 | | |
| 11 Other expenses of operation of plant | | | | | | | | | | | | | |
| EXPENSES OF MAINTENANCE OF COLLEGE PLANT | | | | | | | | | | | | | |
| 12 Repair of buildings and upkeep of grounds | | | | | 14 | 07 | 70 | | 14 | 07 | 70 | | |
| 13 Repair and replacement of equipment | | | | | 81 | 65 | 9 | | 81 | 65 | 9 | | |
| 14 Other expenses of maintenance of college plant | | | | | 23 | 05 | 67 | | 23 | 05 | 67 | | |
| EXPENSES OF AUXILIARY AGENCIES AND SUNDRY ACTIVITIES | | | | | | | | | | | | | |
| 15 Libraries | 28 | 21 | 46 | | 41 | 04 | 5 | | 32 | 31 | 91 | | |
| 16 Repair and replacement of books | | | | | | | | | | | | | |
| 17 New books (capital outlay) | | | | | 23 | 32 | 29 | 5 | 23 | 32 | 29 | 5 | |
| 18 Expenses of boarding pupils | | | | | 45 | 73 | 88 | | 45 | 73 | 88 | | |
| 19 Expenses of boarding and caring for teachers | | | | | | | | | | | | | |
| 20 Recreation | | | | | 13 | 36 | 2 | | 13 | 36 | 2 | | |
| 21 Other auxiliary agencies and sundry activities | | | | | 94 | 23 | 1 | | 94 | 23 | 1 | | |
| EXPENSES OF FIXED CHARGES | | | | | | | | | | | | | |
| 22 Pensions | | | | | | | | | | | | | |
| 23 Rent | | | | | 36 | 41 | 15 | 0 | 36 | 41 | 15 | 0 | |
| 24 Insurance | | | | | 39 | 03 | 0 | | 39 | 03 | 0 | | |
| 25 Taxes | | | | | 17 | 70 | | | 17 | 70 | | | |
| 26 Contributions and contingencies | | | | | 14 | 18 | 1 | | 14 | 18 | 1 | | |
| EXPENSES OF DEBT SERVICE | | | | | | | | | | | | | |
| 27 Redemption of bonds or mortgages | | | | | | | | | | | | | |
| 28 Redemption of short term loans | | | | | | | | | | | | | |
| 29 Payment of interest on bonds or mortgages | | | | | | | | | | | | | |
| 30 Payment of interest on short term loans | | | | | | | | | | | | | |
| 31 Refunds (tuition and board or room rent) | | | | | | | | | | | | | |

^a Do not include in this statement any figures for summer school or any figures included in report for academic department.

Item 8 Payments (concluded)

| | SALARIES | | | | | OTHER OBJECTS | | | | | TOTAL | | | | | | | | | | | | | | |
|---|----------|---|---|---|---|---------------|---|---|----|---|-------|---|---|---|---|---|----|---|---|---|---|---|---|---|---|
| | \$ | | | | | \$ | | | | | \$ | | | | | | | | | | | | | | |
| EXPENSES OF CAPITAL OUTLAY | | | | | | | | | | | | | | | | | | | | | | | | | |
| 32 Land | | | | | | 1 | 7 | 1 | 5 | 4 | 0 | 1 | 7 | 1 | 5 | 4 | 0 | | | | | | | | |
| 33 New buildings | | | | | | 5 | 5 | 4 | 7 | 9 | 8 | 5 | 5 | 4 | 7 | 9 | 8 | | | | | | | | |
| 34 Alterations of old buildings..... | | | | | | | | | 8 | 4 | 8 | | | | 8 | 4 | 8 | | | | | | | | |
| 35 Equipment | | | | | | 5 | 3 | 7 | 4 | 0 | 2 | 5 | 3 | 7 | 4 | 0 | 2 | | | | | | | | |
| 36 Other capital outlay | | | | | | 5 | 8 | 7 | 9 | 9 | 5 | 8 | 7 | 9 | 9 | | | | | | | | | | |
| INVESTMENTS | | | | | | | | | 6 | 8 | 4 | 8 | 4 | | | | 6 | 8 | 4 | 8 | 4 | | | | |
| 37 Amount transferred to investment fund..... | | | | | | | | | 6 | 8 | 4 | 8 | 4 | | | | 6 | 8 | 4 | 8 | 4 | | | | |
| Total payments for the year..... | 5 | 5 | 3 | 1 | 8 | 6 | 2 | 9 | 6 | 3 | 4 | 1 | 3 | 8 | 1 | 5 | 1 | 6 | 6 | 0 | 0 | 0 | | | |
| ^a Balance at close of year..... | | | | | | 2 | 7 | 5 | 6 | 0 | 5 | 2 | 7 | 5 | 6 | 0 | 5 | | | | | | | | |
| Total payments and balance..... | \$ | 5 | 5 | 3 | 1 | 8 | 6 | 2 | \$ | 9 | 6 | 3 | 4 | 1 | 3 | 8 | \$ | 1 | 4 | 8 | 9 | 0 | 3 | 9 | 5 |

Item 9 Miscellaneous

Give number of years in each course B. A. Four Years
 Give number of students taking summer course: men None women None
 Give number on teaching force in summer school: men None women None
 Give total receipts for the summer school 1930, \$ None Total expenditures, \$ None
 Give number of university extension students: men None women None

Item 10 Affidavit of presiding officer

REPUBLIC OF CHINA
 PROVINCE OF FUKIEN
 CITY OF FOOCHOW } ss.
 CONSULATE OF AMERICA

Theodore H. E. Chen, being duly sworn, deposes and says that he is

the presiding officer of Fukien Christian University for which the foregoing report is made. That said report has been prepared in accordance with the instructions of the New York State Education Department, and that the statements therein he verily believes to be in all respects true and that an exact copy of this report has been filed with the permanent records of the institution.

Subscribed and sworn to before

Theodore H. E. Chen
 Dean (In the absence of the President)

me this.....day of.....193.....

^b President of Fukien Christian University

^a This should be the difference between the total of Item 7 and total expenditures.
^b Or corresponding officer.

FUKIEN CHRISTIAN UNIVERSITY

July 20, 1934

Members of Faculty, Ending June 30, 1934

FULL PROFESSORS:

Beach, Frederick P.
 Kellogg, Claude R.
 Lin, Tien Lan
 Scott, Roderick
 Sutton, Willard J.

ASSOCIATE & ASSISTANT PROFESSORS:

Chen, Theodore H. E.
 Chen, W. Y.
 Cheng, Tso Hsin
 Farley, Malcolm F.
 Kuo, Hsi
 Martin, Francis C.
 Stowe, Everett M.
 Wang, Chih Sin
 Wang, Tiao Hsin

INSTRUCTORS:

Cheng, Ching Tuan
 Chu, Wei Tzu
 Li, I Ying
 Lin, Yu Chi

LECTURERS:

Chen, Edwin
 Chen, Francis
 Chen, Yi Yuan
 Liu, Chiang
 Scott, Mrs. Roderick
 Yang, Chi Nung
 Yu, Miss Marie

GRADUATE ASSISTANTS

Chang, Tien Fu
 Chiang, Jen Yu
 Lin, Wei Chieh
 Lu, Tsung I
 Tai, Wen Sai

BOARD OF TRUSTEES

- C. C. ANDERSON
- WM. I. CHAMBERLAIN
- ARTHUR J. CROCKETT
- W. H. S. DEMAREST
- JOHN R. EDWARDS
- WYNN C. FAIRFIELD
- WM. BANCROFT HILL
- LEWIS HODOUS
- ARTHUR S. LLOYD
- WILLIAM MACROSSIE
- SAMUEL THORNE
- W. G. TYSON
- EDWIN G. WARNER
- JOHN W. WOOD

學大和協建福
Fukien Christian University

FOOCHOW, CHINA
(Incorporated in New York, U. S. A.)

American Office
150 Fifth Avenue, New York, N. Y.

PRESIDENT OF THE UNIVERSITY

C. J. LIN

FIELD REPRESENTATIVE OF TRUSTEES

JOHN GOWDY

OFFICERS OF THE TRUSTEES

WM. I. CHAMBERLAIN, PRESIDENT

SAMUEL THORNE, TREASURER

B. A. GARSIDE, SECRETARY AND ASSISTANT TREASURER

C. A. EVANS, ASSISTANT SECRETARY AND ASSISTANT TREASURER

AFFIDAVIT OF SECRETARY OF BOARD OF TRUSTEES

STATE OF NEW YORK }
COUNTY OF NEW YORK } SS

B. A. Garside, being duly sworn, deposes and says that he is the Secretary of the Board of Trustees of Fukien Christian University, that the report submitted by that institution to the University State Education Department for the year ending June 30th, 1934 has been signed by Dean Theodore H. E. Chen, who was acting president of the institution on that date, that the report was prepared in accordance with the instructions of the New York State Education Department, that the statements therein he verily believes to be in all respects true, and that an exact copy of this report has been filed with the permanent records of the institution.

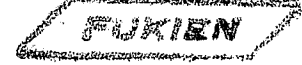
B. A. Garside
Secretary of the Board of Trustees
Fukien Christian University

Subscribed and sworn to before me this 22nd day of September, 1934.

Elizabeth M. Cloud

NOTARY PUBLIC, NEW YORK COUNTY
NEW YORK Co. Comm. Ex. 1927, Exp. 1937
Certificate filed in New York City
Commission Expires March 29th, 1935

Universities



ANNUAL REPORT OF THE TRUSTEES OF

Fukien Christian University

for year ending June 30, 1935

To the New York State Education Department

This annual report is required by law to be transmitted to the Department on or before July 1st

Read instructions carefully before filling this blank

- Use perfectly legible figures, not words, for all dates, amounts, numbers etc.
- When the report makes two items of something which your records combine, e. g. expenditures on grounds and buildings, estimate as nearly as possible the division between the two for if you merely bracket the items and give the total, it distorts both columns in the summary for the whole State.
- When questions do not apply or can not be answered definitely, do not leave a blank, but make clear by the following marks that answers are intentionally, not accidentally omitted:
Line drawn through heading means "does not exist in this institution."
0 in place of answer means "none this year."
? in place of answer means "fact unknown."
? preceding answer means "probably" or "approximately"; e. g. ? 324 means "to the best of our knowledge and belief about 324."

Item 1

Days of regular classroom instruction, including half-day sessions but excluding summer session: liberal arts...²⁴⁰ architecture.....
education....., medicine....., applied science....., graduate....., law....., veterinary....., pharmacy.....

Item 2 Faculty and employes

Names of officers June 30, 193

President Ching-Jun Lin (In America) Acting President Wen-Yun Chen
Registrar Jen-Mei Tan Honorary President John Gowdy
Secretary Tso-Hsin Cheng
Deans — liberal arts Theodore H. E. Chen applied science.....
architecture..... graduate.....
education..... law.....
medicine..... veterinary.....

a Faculty

| Course | Professors | | Adjunct, associate and ass't professors | | Instructors and tutors | | Lecturers | | Other ass'ts on teaching force | | Total | |
|-----------------------|------------|-------|---|-------|------------------------|-------|-----------|-------|--------------------------------|-------|-------|-------|
| | Men | Women | Men | Women | Men | Women | Men | Women | Men | Women | Men | Women |
| Liberal arts..... | 5 | | 8 | | 4 | | 3 | 3 | 6 | | 26 | 3 |
| Applied science..... | | | | | | | | | | | | |
| Architecture..... | | | | | | | | | | | | |
| Graduate..... | | | | | | | | | | | | |
| Education..... | | | | | | | | | | | | |
| Law..... | | | | | | | | | | | | |
| b Medicine..... | | | | | | | | | | | | |
| Veterinary..... | | | | | | | | | | | | |
| c..... | | | | | | | | | | | | |
| Total..... | 5 | | 8 | | 4 | | 3 | 3 | 6 | | 26 | 3 |
| Duplicates | | | | | | | | | | | | |
| University total..... | | | | | | | | | | | | |

a Omit members of the faculty engaged exclusively in university extension or summer school work.
b How many professors or instructors are paid a salary and give their full time to medical work? Specify subjects taught by each.
c Insert in blank spaces any other courses, e. g. theological etc.

aItem 10 Payments

| | SALARIES | | | | OTHER OBJECTS | | | | TOTAL | | | | | | | | | | | |
|--|----------|---|---|---|---------------|---|---|---|-------|---|---|---|---|---|---|---|---|---|---|---|
| | \$ | | | | \$ | | | | \$ | | | | | | | | | | | |
| EXPENSES OF GENERAL CONTROL | | | | | | | | | | | | | | | | | | | | |
| 1 Salaries of president, clerks and office assistants..... | 7 | 4 | 5 | 4 | 7 | 7 | | | | | | | 7 | 4 | 5 | 4 | 7 | 7 | | |
| 2 Other expenses of administration..... | | | | | | | 5 | 2 | 0 | 6 | 0 | 0 | 5 | 2 | 0 | 6 | 0 | 0 | | |
| EXPENSES OF INSTRUCTION | | | | | | | | | | | | | | | | | | | | |
| 3 Salaries for instruction..... | 3 | 2 | 1 | 2 | 4 | 6 | 3 | | | | | | 3 | 2 | 1 | 2 | 4 | 6 | 3 | |
| 4 Prizes and scholarships..... | | | | | | | 7 | 8 | 4 | 9 | 8 | 7 | 8 | 4 | 9 | 8 | | | | |
| 5 Supplies used in instruction..... | | | | | | | 3 | 7 | 4 | 0 | 0 | 9 | 3 | 7 | 4 | 0 | 0 | 9 | | |
| 6 Other expenses of instruction..... | | | | | | | | | | | | | | | | | | | | |
| EXPENSES OF OPERATION OF COLLEGE PLANT | | | | | | | | | | | | | | | | | | | | |
| 7 Wages of janitor and other employes..... | 1 | 3 | 2 | 2 | 0 | 0 | | | | | | 1 | 3 | 2 | 2 | 0 | 0 | | | |
| 8 Fuel | | | | | | | | | | | | | | | | | | | | |
| 9 Water, light and power..... | | | | | | | 3 | 0 | 6 | 6 | 9 | 1 | 3 | 0 | 6 | 6 | 9 | 1 | | |
| 10 Janitors' supplies | | | | | | | 1 | 8 | 5 | 5 | 5 | 1 | 8 | 5 | 5 | 5 | | | | |
| 11 Other expenses of operation of plant..... | | | | | | | | | | | | | | | | | | | | |
| EXPENSES OF MAINTENANCE OF COLLEGE PLANT | | | | | | | | | | | | | | | | | | | | |
| 12 Repair of buildings and upkeep of grounds..... | | | | | | | 2 | 1 | 2 | 1 | 9 | 7 | 2 | 1 | 2 | 1 | 9 | 7 | | |
| 13 Repair and replacement of equipment..... | | | | | | | | | | | | 5 | 1 | 5 | 7 | 5 | 1 | 5 | 7 | |
| 14 Other expenses of maintenance of college plant..... | | | | | | | 2 | 4 | 7 | 5 | 0 | 3 | 2 | 4 | 7 | 5 | 0 | 3 | | |
| EXPENSES OF AUXILIARY AGENCIES AND SUNDRY ACTIVITIES | | | | | | | | | | | | | | | | | | | | |
| 15 Libraries | 2 | 8 | 6 | 0 | 0 | 0 | 5 | 5 | 4 | 5 | 8 | 3 | 4 | 1 | 4 | 5 | 8 | | | |
| 16 Repair and replacement of books..... | | | | | | | | | | | | | | | | | | | | |
| 17 New books (capital outlay)..... | | | | | | | 2 | 2 | 3 | 6 | 1 | 5 | 2 | 2 | 3 | 6 | 1 | 5 | | |
| 18 Expenses of boarding pupils..... | | | | | | | 2 | 5 | 5 | 7 | 7 | 2 | 5 | 5 | 7 | 7 | | | | |
| 19 Expenses of boarding and caring for teachers..... | | | | | | | | | | | | | | | | | | | | |
| 20 Recreation | | | | | | | | | | | | | | | | | | | | |
| 21 Other auxiliary agencies and sundry activities..... | | | | | | | | | | | | | | | | | | | | |
| EXPENSES OF FIXED CHARGES | | | | | | | | | | | | | | | | | | | | |
| 22 Pensions | | | | | | | | | | | | | | | | | | | | |
| 23 Rent | | | | | | | 4 | 2 | 7 | 1 | 5 | 0 | 8 | 4 | 2 | 7 | 1 | 5 | 0 | 8 |
| 24 Insurance | | | | | | | 3 | 9 | 2 | 4 | 9 | 3 | 9 | 2 | 4 | 9 | | | | |
| 25 Taxes | | | | | | | | | | | | 3 | 7 | 7 | 5 | 3 | 7 | 7 | 5 | |
| 26 Contributions and contingencies..... | | | | | | | 1 | 8 | 9 | 2 | 1 | 1 | 8 | 9 | 2 | 1 | | | | |
| EXPENSES OF DEBT SERVICE | | | | | | | | | | | | | | | | | | | | |
| 27 Redemption of bonds or mortgages..... | | | | | | | | | | | | | | | | | | | | |
| 28 Redemption of short term loans..... | | | | | | | | | | | | | | | | | | | | |
| 29 Payment of interest on bonds or mortgages..... | | | | | | | | | | | | | | | | | | | | |
| 30 Payment of interest on short term loans..... | | | | | | | | | | | | | | | | | | | | |
| 31 Refunds (tuition and board or room rent)..... | | | | | | | | | | | | | | | | | | | | |

a Do not include in this statement any figures for summer school or any figures included in report for academic department.

Item 10 Payments (concluded)

| | SALARIES | | | | OTHER OBJECTS | | | | TOTAL | | | | | | | | | | | | | | | | |
|---|----------|---|---|---|---------------|---|---|---|-------|---|---|---|---|---|---|---|----|---|---|---|---|---|---|---|---|
| | \$ | | | | \$ | | | | \$ | | | | | | | | | | | | | | | | |
| EXPENSES OF CAPITAL OUTLAY | | | | | | | | | | | | | | | | | | | | | | | | | |
| 32 Land | | | | | | | | | | | | | | | | | | | | | | | | | |
| 33 New buildings | | | | | | | | | | | | 1 | 0 | 2 | 4 | 2 | 6 | | | | | | | | |
| 34 Alterations of old buildings..... | | | | | | | | | | | | | | | | | | | | | | | | | |
| 35 Equipment | | | | | | | | | | | | 2 | 7 | 6 | 5 | 3 | 4 | | | | | | | | |
| 36 Other capital outlay..... | | | | | | | | | | | | 3 | 6 | 4 | 7 | 5 | 8 | | | | | | | | |
| Total payments for the year..... | 4 | 3 | 7 | 6 | 1 | 4 | 0 | 7 | 2 | 0 | 2 | 6 | 5 | 3 | 1 | 1 | 5 | 7 | 8 | 7 | 9 | 3 | | | |
| Amount transferred to investment fund this year..... | | | | | | | | | | | | | | | | | | 2 | 6 | 5 | 0 | 0 | | | |
| Balance at close of year..... | | | | | | | | | | | | | | | | | | 1 | 3 | 6 | 7 | 0 | 7 | | |
| a Total payments (including amount invested and balance)..... | \$ | 4 | 3 | 7 | 6 | 1 | 4 | 0 | \$ | 7 | 3 | 6 | 5 | 8 | 6 | 0 | \$ | 1 | 1 | 7 | 4 | 2 | 0 | 0 | 0 |

Item 11 Miscellaneous

Give number of years in each course: liberal arts... 4 Years, applied science....., architecture....., graduate....., education....., law....., medicine....., veterinary.....,,

Give number of students taking summer course: men... None women... None

Give number on teaching force in summer school: men... None women... None

Give total receipts for the summer school of 193, \$... None Total expenditures, \$... None

Give number of university extension students: men... None women... None

Affidavit of presiding officer

REPUBLIC OF CHINA
 STATE OF NEW YORK }
 COUNTY OF FUCHOW } ss.
 CITY OF FUCHOW }
 CONSULATE OF AMERICA }

being duly sworn, deposes and says that he is the presiding officer of.....
 for which the foregoing report is made. This said report has been prepared in accordance with the instructions of the New York State Education Department, that the statements therein he verily believes to be in all respects true and that an exact copy of this report has been filed with the permanent records of the institution.

W. Y. Chen
 W. Y. Chen

Acting bPresident of Fukien Christian University

Subscribed and sworn to
 before me this.....day of.....193

Notary Public

a This should equal the total receipts.
 b Or corresponding officer.

FUKIEN CHRISTIAN UNIVERSITY

July 20, 1935

Members of Faculty, Ending June 30, 1935

FULL PROFESSORS:

Beach, Frederick P.
Kellogg, Claude R. (Spring Term)
Lin, Tien Ian
Scott, Roderick
Sutton, Willard J.

ASSOCIATE & ASSISTANT PROFESSORS:

Chen, Edwin
Chen, Theodore H. E.
Chen, Wen Yun
Cheng, Tso Hsin
Farley, Malcolm F.
Martin, Francis C.
Stowe, Everett M.
Wang, Tiao Hsin

INSTRUCTORS:

Cheng, Ching Tuan (On leave for study)
Chu, Wei Tzu
Li, I Ying
Lin, Yu Chi

LECTURERS:

Asher, Miss Eva M.
Chen, Francis
Chen, Yi Yuan
Li, Chao Min
Scott, Mrs. Roderick
Yu, Miss Marie

GRADUATE ASSISTANTS:

Chang, Tien Fu
Chen, Chen Fu (Spring Term)
Cheng, Chung Fu
Chiang, Jen Yu (Fall Term)
Lin, Wei Chieh (Fall Term)
Tai, Wen Sai

BOARD OF TRUSTEES

C. C. ANDERSON
WM. I. CHAMBERLAIN
ARTHUR J. CROCKETT
W. H. S. DEMAREST
JOHN R. EDWARDS
WYNN C. FAIRFIELD
WM. BANCROFT HILL
LEWIS HODOUS
ARTHUR S. LLOYD
WILLIAM MACROSSIE
SAMUEL THORNE
W. G. TYSON
EDWIN G. WARNER
JOHN W. WOOD

學大和協建福
Fukien Christian University

FOOCHOW, CHINA
(Incorporated in New York, U. S. A.)

American Office
150 Fifth Avenue, New York, N. Y.

PRESIDENT OF THE UNIVERSITY

C. J. LIN

FIELD REPRESENTATIVE OF TRUSTEES

JOHN GOWDY

OFFICERS OF THE TRUSTEES

WM. I. CHAMBERLAIN, PRESIDENT

SAMUEL THORNE, TREASURER

B. A. GARSIDE, SECRETARY AND
ASSISTANT TREASURER

C. A. EVANS, ASSISTANT SECRETARY
AND ASSISTANT TREASURER

AFFIDAVIT OF SECRETARY OF BOARD OF TRUSTEES

STATE OF NEW YORK)
COUNTY OF NEW YORK) SS

B. A. Garside, being duly sworn, deposes and says that he is the Secretary of the Board of Trustees of Fukien Christian University for which the attached report is made, that this said report has been signed by the presiding officer of the institution, W. Y. Chen, that the report has been prepared in accordance with the instructions of the New York State Education Department, that the statements therein he verily believes to be in all respects true, and that an exact copy of this report has been filed with the permanent records of the institution.

Secretary of the Board of Trustees
Fukien Christian University

Subscribed and sworn to before me this 23rd day of August, 1935.

ANNUAL FINANCIAL REPORT OF THE TRUSTEES OF

Fukien Christian University

FOR THE YEAR ENDING JUNE 30, 1936

To the New York State Education Department

This annual report is required by law to be transmitted to the Department on or before July 1, 1935.

Explanations Applicable to the Financial Report

This financial report follows the form recommended by the National Committee on Standard Reports for Institutions of Higher Education. Table 1 represents a report drawn from the credit side of the balance sheet and is designed to show the nature and amount of the several classes of funds utilized by the institution. Table 2 shows the changes in the several classes of funds during the fiscal year. It is important that the balance of each class of funds shown in table 2 should agree with the amount of that class as reported in table 1. Table 3 shows the current income of the fiscal year and table 4 shows the current expenditures of the fiscal year.

Should any interpretation of tables 1 or 2 be required, reference may be made to pages 49 to 63 of Financial Reports of Colleges and Universities, published by the National Committee on Standard Reports, a copy of which has already been sent to your institution by the committee. For your guidance in preparing these tables and in preparing tables 3 and 4 the explanations of items are given on the last page of this report.

TABLE 1—STATEMENT OF INSTITUTIONAL FUNDS AND LIABILITIES

| | FUNDS ^a | LIABILITIES ^b | TOTAL |
|--|----------------------|--------------------------|---------------------|
| Current funds (item 1) | | | |
| a General | \$ 1,035.22 | \$ | \$ 1,035.22 |
| b Restricted | 365,051.95 | | 365,051.95 |
| Endowment funds (item 2) | | | |
| Funds functioning as endowment (item 3) | | | |
| Annuity funds (item 4) | | | |
| Loan funds (loanable principal) (item 5) | | | |
| Plant funds | | | |
| a Funds invested in plant (item 6a) | 496,536.06 | | 496,536.06 |
| b Plant funds unexpended (item 6b) | | | |
| Agency funds | | | |
| Undesignated funds | | | |
| TOTAL INSTITUTIONAL FUNDS AND LIABILITIES | \$ 862,623.23 | \$ | \$862,623.23 |

^a Funds owned by the institution and utilized in its activities.
^b Funds borrowed by the institution and utilized in its activities.

TABLE 2—SCHEDULES SHOWING THE CHANGES DURING THE YEAR IN THE SEVERAL CLASSES OF FUNDS

Item 1 Statement of Current Funds, Showing a Summary of Current Income, Expenditures and Surplus

| | | | TOTAL |
|---|-------------|-----------|----------|
| Balance, beginning of year | | | |
| General (unrestricted) funds | | \$ | \$ |
| Restricted funds | | | |
| Current income (See table 3) | | | |
| Educational and general | \$71,222.80 | | |
| Auxiliary enterprises and activities | | | |
| Other noneducational income | 1,942.72 | 73,165.52 | |
| Current expenditures (See table 4) | | | |
| Educational and general | 71,222.80 | | |
| Auxiliary enterprises and activities | | | |
| Other noneducational expenditures | 907.50 | 72,130.30 | |
| Excess or deficiency of income for year | | | 1,035.22 |
| Other additions and deductions (net) | | | 1,035.22 |
| Balance at end of year | | | |
| Consisting of ²⁰ | | | |
| General (unrestricted) funds | | | |
| Restricted funds | | 1,035.22 | |

Items 2, 3, 4 and 5. Statement of Nonexpendable Funds¹

| | ITEM 2 ENDOWMENT FUNDS | ITEM 3 FUNDS TEMPORARILY FUNCTIONING AS ENDOWMENT | ITEM 4 ANNUITY FUNDS | ITEM 5 LOAN FUNDS |
|---|------------------------------|---|----------------------------|----------------------|
| Balance (invested and uninvested) in funds at beginning of year | \$364,267.48 | \$ | \$ | \$ |
| Additions during year: | | | | |
| Receipts from: | | | | |
| Public appropriations | | | | |
| Private gifts and grants | 784.47 | | | |
| Earnings and profit on investment credited to principal account | | | | |
| Transfers from current funds to nonexpendable funds | | | | |
| TOTAL | \$365,051.95 | \$ | \$ | \$ |
| Deductions during year (specify) | | | | |
| Balance at end of year ²⁰ | \$365,051.95 | \$ | \$ | \$ |

TABLE 2—Continued

Item 6a Statement of Funds Invested in Plant²

| | | TOTAL |
|---|----------------------|---------------|
| Value of plant at beginning of year | \$ 484,810.44 | |
| Additions during year | 11,870.45 | |
| TOTAL | \$ 496,680.89 | |
| Deductions during year | 144.83 | |
| Value of plant at end of year (Details given below) | | \$ 496,536.06 |
| Less: Endowment funds invested in plant | | |
| Loans outstanding against plant | | |
| Net invested in plant at end of year ²⁰ | | \$ |
| VALUE OF PHYSICAL PLANT OWNED BY INSTITUTION: (detail of item above) | | |
| Value of grounds | | \$ 41,048.59 |
| Value of all buildings | | 193,618.72 |
| Value of all equipment, including libraries | | 179,492.13 |
| Value of all dormitories, included above | | 82,376.62 |

Item 6b Statement of Unexpended Plant Funds³

| | | TOTAL |
|---|----------|---------------------|
| Receipts for Capital Outlay—Plant Extension | | |
| Balance in designated plant funds at beginning of year | | \$ 1,367.07 |
| Receipts during year: | | |
| Public appropriations and tax levies: | | |
| Federal | \$ | |
| State | | |
| County | | |
| City and district | | |
| Private gifts, grants, and benefactions | | 6,320.77 |
| Other sources (earnings and profits on investments) | | |
| Transfers or expenditures from current funds (not loans): | | |
| From educational and general funds | 4,037.78 | |
| From auxiliary enterprises and activities funds | | 4,037.78 |
| Other receipts for plant extensions (describe): | | |
| Loans for plant extension | | |
| TOTAL RECEIPTS AND BALANCES (including transfers or expenditures from other funds) | | \$ 11,725.62 |

Expenditures for Capital Outlay—Plant Extension³ (If possible, include all capital expenditures below under expenditures from plant funds, although they have been included under table 4. Otherwise separately report the amounts spent from educational and general funds and from auxiliary enterprises funds during the year for capital outlays, plant extension, and new equipment)

| | | TOTAL |
|---|-----------|--------------|
| From plant funds or all funds for: | | |
| Land | \$ 927.98 | |
| New buildings | 423.73 | |
| Additions to existing buildings | 1,093.36 | |
| Improvements other than buildings | 9,280.55 | |
| From educational and general funds (if not included above) | | \$ 11,725.62 |
| From auxiliary enterprises and activities funds (if not included above) | | |
| Loans paid from plant funds | | |
| Balance in Designated Plant Funds at close of year ²⁰ | | \$ 0 |

Item 7 Agency Funds, and

Item 8 Undesignated Funds may be reported if held by the institution on forms similar to that used in reporting Items 2, 3, 4 and 5.

TABLE 3—CURRENT INCOME¹

| Income for Educational and General Purposes | | TOTAL |
|--|-------------|-------------|
| Student fees ⁶ (for matriculation, laboratory, library etc., but NOT including fees for auxiliary enterprises and activities, such as athletics, infirmary etc., given in items (21 to 28)) | | |
| 1 Resident departments | \$10,915.33 | \$10,915.33 |
| 2 Extension and/or correspondence departments | | |
| Endowment ⁷ (interest, including income from 1862, and other public and private endowments, but not including additions to principal of endowment funds): | | |
| 3 From federal endowment (1862 and other land grants) | | |
| 4 From other endowment for general purposes | 15,826.78 | |
| 5 From other endowment for restricted purposes | 13,292.68 | 29,119.46 |
| Receipts from other public sources for current expenses: ⁸ | | |
| 6 Federal appropriations | | |
| 7 State appropriations and tax levies (Ministry of Education Grant) | 4,555.00 | |
| 8 County appropriations and tax levies | | |
| 9 City or district appropriations or tax levies | | 4,555.00 |
| Gifts and grants from private sources (including foundations, for current expenses): | | |
| 10 Permanent (recurring) grants from churches and boards | 6,665.00 | |
| 11 Other grants (not automatically recurring) from churches and boards | 552.50 | |
| 12 Estimated salary equivalent of nonsalaried personal service rendered | 9,166.50 | |
| 13 Other gifts | 7,226.27 | 23,610.27 |
| Sales and services of educational departments (gross income): ⁹ | | |
| 14 Agriculture | 127.88 | |
| 15 Dental school | | |
| 16 Others (itemise) | 27.81 | 155.69 |
| Receipts from other sources for educational and general purposes: ¹⁰ | | |
| 17 Interest on current funds | 1,460.09 | |
| 18 Net income from rented property (excluding residence halls) | 89.25 | |
| 19 Other sources | 1,317.71 | 2,867.05 |
| 20 TOTAL EDUCATIONAL AND GENERAL RECEIPTS (Transfer total to table 2.) | \$ | \$71,222.80 |

| Income for Auxiliary Enterprises and Activities ¹¹ (Gross figures unless otherwise indicated, including receipts from student fees for these purposes. Give figures even though not handled through college office.) | | TOTAL |
|---|----|-------|
| 21 Residence halls | \$ | |
| 22 Dining halls | | |
| 23 Student hospital or infirmary | | |
| 24 College bookstore | | |
| 25 Athletics (if handled separately from physical education budget) excluding shares of visiting teams | | |
| 26 Student unions | | |
| 27 Other activities | | |
| 28 TOTAL (Transfer total to table 2.) | \$ | |

| Income to be Used for Noneducational Purposes ¹² (excepting auxiliary enterprises and activities and capital outlays) | | TOTAL |
|--|--------|-------------|
| Income from investments (interest): | | |
| 29 For annuities to beneficiaries (usually from funds subject to annuity) | \$ | |
| 30 For fellowships, scholarships, and other student aid (not loans) when NO service is required in return | 473.56 | \$ 473.56 |
| 31 From gifts to be used for scholarships, student aid etc. (not loans) when NO service is required in return | | 1,469.16 |
| 32 Other receipts for noneducational purposes | | |
| 33 TOTAL (Transfer total to table 2.) | | \$ 1,942.72 |
| 34 TOTAL CURRENT INCOME | | \$73,165.52 |

TABLE 4—EXPENDITURES FOR CURRENT PURPOSES⁴

| Expenditures for Educational and General Purposes (including equipment purchased from general current funds) | | TOTAL |
|---|-------------|--------------|
| General administration and expense: ¹³ | | |
| 35 General administrative offices | \$10,826.20 | |
| 36 General expense | 6,290.48 | \$ 17,116.68 |
| Resident instruction and departmental research: ¹⁴ | | |
| 37 Colleges, schools and departments (including nonbudgeted research) | 39,928.88 | |
| 38 Organized activities relating to instructional departments, such as medical school hospitals, dental or legal clinics, creameries, museums etc. | | 39,928.88 |
| Organized research, separately budgeted: ¹⁵ | | |
| 39 Agricultural experiment station | 1,820.79 | |
| 40 Bureau of educational research | | |
| 41 Engineering experiment station | | |
| 42 Others | | 1,820.79 |
| Extension (all extension services and correspondence courses): ¹⁶ | | |
| 43 Agricultural | | |
| 44 Engineering | | |
| 45 General university extension and correspondence courses | | |
| 46 Others | | |
| 47 Libraries (including salaries, other operating expenses and purchase of books and binding) ¹⁷ | 2,145.32 | 2,145.32 |
| Operation and maintenance of physical plant, and other general services: ¹⁸ | | |
| 48 Physical plant | 10,211.13 | |
| 49 Other general services | | 10,211.13 |
| 50 TOTAL FOR EDUCATIONAL AND GENERAL PURPOSES (Transfer total to table 2.) | \$ | \$ 71,222.80 |
| Amount included above expended for: | | |
| 51 Administrative and professional salaries | \$37,086.66 | |
| 52 Other personal services (clerical, operation, and maintenance) | \$ 6,918.00 | |
| 53 For capital outlays (new equipment) | \$ 5,903.76 | |

| Expenditures for Auxiliary Enterprises and Activities ¹¹ (Gross figures unless otherwise indicated, including all expenditures for salaries, other operating expenses and capital outlays from current funds. Give figures even though not handled through college office.) | | TOTAL |
|--|----|-------|
| 54 Residence halls | \$ | |
| 55 Dining halls | | |
| 56 Student hospital or infirmary | | |
| 57 College bookstore | | |
| 58 Athletics (if handled separately from physical education budget) excluding shares of visiting teams | | |
| 59 Student unions | | |
| 60 Other activities | | |
| 61 TOTAL (Transfer total to table 2.) | \$ | |
| Amount included above expended for: | | |
| 62 Salaries and wages for personal services | \$ | |
| 63 Capital outlay (new equipment) | \$ | |

| Expenditures for Noneducational Purposes ¹⁰ (except auxiliary enterprises and capital outlays) | | TOTAL |
|--|----|-----------|
| 64 Annuities | \$ | |
| 65 Interest on loans | | |
| 66 Financial campaigns | | |
| 67 Fellowships, scholarships, and other student aid NOT involving services to institution or repayment | | 907.50 |
| 68 TOTAL (Transfer total to table 2.) | \$ | 907.50 |
| 69 TOTAL EXPENDITURES FOR CURRENT PURPOSES | \$ | 72,130.30 |

Table 2

¹ **Statement of nonexpendable funds** (items 2, 3, 4, 5). This statement shows the changes of the principal in all funds used for the purpose of producing income. It begins with the balance at the beginning of the year of endowment funds and other funds used to produce income, additions and deductions during the year, and balance at the end of the year. Additions include any sums arising from gifts and grants from private sources, earnings and profits on investments to be added to principal, public appropriations and tax levies. They should not include receipts from the sale of investments, except the portion of such receipts which represents profit and which is to be added to the principal of the funds, or held as a reserve for gains and losses. Earnings on investments should not be included unless such earnings are to be added to the principal. Deductions may include losses on investments.

Note that provision is made for separate data for four types of nonexpendable funds: (1) Ordinary endowment either general or restricted from which the interest only can be used, (2) funds temporarily functioning as endowment, (3) funds held by the college which are subject to an annuity payment, and (4) funds from which either the interest, principal, or both can be loaned to be paid back with or without interest at some future date.

² **Plant values** (table 2 item 6a). This schedule includes a statement showing the change in value of plant and its gross and net value at the end of the year as well as the value of grounds, buildings, and equipment separately when available. Plant item should be carried in the accounts at cost until disposed of. If any other basis of valuation is used, that should be noted in this report.

³ **Statement of unexpended plant funds** (table 2, item 6b). It is intended that this section shall include income to cover all expenditures for plant extension whether made from designated plant funds, educational and general funds, auxiliary enterprises and activities funds, or loans. If expenditures for capital outlays or equipment are made directly from other than plant funds, they will be included in the expenditures for those funds and included again here in plant funds for the purpose of bringing all plant income and expenditures together.

The statements have therefore been set up in such a way as to show the capital expenditures in each fund as the amount which should be included in both the receipts and expenditures side of the plant extension statement.

Include in this section, if possible, expenditures for all capital outlays whether made from designated plant funds or from other funds.

Table 3

⁴ **Basis of reporting receipts and expenditures.** Where the accounts are kept on a cash basis as to income, meaning that an item is considered income when it is received in cash or made available to the institution in a public treasury, income should be reported on that basis. Under those conditions, cash receipts which do not increase expendable fund balances should be omitted from the statement of income. Examples of such items are money borrowed and sale of investments. Receipts representing additions to loan funds, endowment funds and funds for physical plant extension should appear in the statements of those funds and not as current income.

Where the accounts are kept on an accrual basis as to income, meaning that an item is set up as income when it becomes due or when a bill is rendered for it, the income may be reported on that basis. Under such circumstances, income should be conservatively reported and an allowance should be made for maximum losses through inability to collect.

Expenditures should be accounted for and reported on such a basis as to take into the accounts all approved bills for material received and service rendered during the period covered. If any such bills remain unpaid at the date of the report, they should in any event be entered as expenses and set up as accounts payable in the balance sheet. Payment of loans, purchase of investments, purchase of materials for general storerooms charged to inventory accounts of those storerooms, and labor and material charged to work in process accounts should not be included as expenditures.

⁵ **Statement of current receipts.** In this statement should be included all income of the fiscal period of both restricted and general funds. If accounts are kept on the accrual basis, current income may be reported on that basis; otherwise income should be reported on a cash basis.

⁶ **Student fees** (lines 1 and 2). Under this caption is to be entered the amount received in cash from all general and specific fees assessed against students after deducting

refunds. Charges for room and board in residence and dining halls should not be included here. Amounts collected to support specific activities and paid over to those activities should be deducted from total collections before income from student fees is entered in the report. Where scholarships are granted out of current revenues, student fees and room and board revenue should include income at the customary rates for the services donated to scholarship students and a similar amount should be set up as an expenditure under "expenditures for other noneducational purposes" for fellowships, scholarships etc. Scholarships which consist of remission of fees or tuition may be treated as deductions from fee income as the student in this case is not charged the full fee.

⁷ **Endowments** (lines 3 to 5). This heading includes receipts from earnings of all endowment funds income from which can be used for educational or general purposes, except amounts which are proper accretions to the principal of those funds.

⁸ **Public appropriations and tax levies** (lines 6 to 9). There should be included hereunder all amounts received from or made available by governmental sources out of governmental, and not institutional, revenues, which are expendable for current purposes and which are not specifically appropriated for physical plant extensions or additions to permanent funds.

⁹ **Sales and services of educational departments** (lines 14 to 16). Here will be included gross income of all enterprises operated in connection with educational divisions of the institution and as a necessary part of the work of these divisions, such as the medical school hospital, dental clinic, dairy creamery and home economics cafeteria.

¹⁰ **Other sources** (lines 17 to 19). All items of educational and general income not covered under the preceding headings should be included under "other sources." The important items should be listed separately.

¹¹ **Statement of auxiliary enterprises and activities** (lines 21 to 28). Under this heading are included those enterprises which are not directly related to the educational activities of the institution but exist solely for the purpose of serving the student body or faculty. These enterprises include residence halls, dining halls, infirmary (unless handled as a part of health service), bookstore and laundry (when primarily for service of students and faculty) and their income is principally in the form of cash. They render service to students and perhaps others and are distinct from activities operated by institutional departments. These enterprises are ordinarily self-supporting. Their gross income should be stated after deducting refunds of payments returned. This income should not be included with educational income, however, unless the net income is used to support the educational budget. In that case, the net income may be transferred to the educational and general fund receipts. The same comment applies to expenditures for these activities (lines 54 to 63).

Recreational activities, such as athletics and union, are also included under this heading. If these activities are not handled through the university treasury they should nevertheless be included.

Income and expenditures of intercollegiate athletics should be separately stated, the only exception being the condition in which all expense is an integral part of the Department of Physical Education. There should be deducted from gross receipts the share of other schools in the respective games.

Under expenditures include share of operation and maintenance of physical plant or other general expense when so distributed.

¹² **Income to be used for noneducational purposes** (lines 29 to 33). Under this heading include income which is to be applied directly toward noneducational expenses other than auxiliary enterprises and activities such as:

- (a) Annuities to beneficiaries of annuity gift funds.
- (b) Fellowships, scholarships, and other student aid (not loans) when no service is required. A scholarship, or similar payment, to a student or fellow is not an "educational expenditure for scholarships etc." It is either (1) a loan if it has to be paid back and therefore is not an expenditure at all, or (2) a payment for whatever type of service the recipient has to render and not a payment for scholarships, or (3) a noneducational expenditure for a scholarship if the recipient does not have to repay it or render any service. It is a gift of the college to the student. The student may use it to pay his tuition, in which case the educational expenditure is made from money received from student fees for tuition. Therefore any income to be used for scholarships of type (3) is income for noneducational purposes.

Table 4

¹³ **General administration and expense** (lines 35 and 36). Under this heading should be included all expense of the general executive and administrative offices of the institution, also all expenses which are of a general character and which do not relate to any specific division of the institution, not including, however, the expenditures of the general library or the operation and maintenance of the physical plant.

¹⁴ **Resident instruction and departmental research** (lines 37 and 38). Under this heading should be included all expenditures on account of instructional departments of the institution, including salaries, office expense and equipment, laboratory expense and equipment, and other expenses. There should be included salaries of college deans, faculty, clerks, and technicians. Amounts reported under this heading will include any expenditures for research which are not separately budgeted and accounted for. Expenditures for separately organized research will appear under lines 39 to 42.

¹⁵ **Organized research** (lines 39 to 42). Include here as separate units such organizations for research purposes as research bureaus, research institutes, experiment stations and projects separately supported.

¹⁶ **Extension** (lines 43 to 46). This section will include all divisions which do extension work, such as the following: Credit courses; lectures, demonstrations, short courses (noncredit); radio; correspondence work.

¹⁷ **Libraries** (line 47). Under this heading should be included the total expenditures of the institution for library purposes, including both the general library and all departmental libraries. These should be included: Salaries, other

operating expenses, purchase of books and binding. Law libraries should be included here if possible.

¹⁸ **Operation and maintenance of physical plant and general services** (lines 48 to 49). Under this heading should be included all expenditures for the operation and maintenance of the physical plant of the entire institution, and miscellaneous general services of an operating character not elsewhere charged. Gross figures should be shown in each case less amounts charged to service enterprises or other items.

¹⁹ **Noneducational expenses** (lines 64 to 67). Under this heading include expenditures from current funds on account of items which do not relate to the educational work of the institution, such as:

(a) **Annuities.** Here include amount paid to beneficiaries of annuity funds.

(b) **Interest on loans.** Here include sums paid for interest on current funds and for interest on capital loans not covered by income from property on which carried.

(c) **Financial campaign.** Here include the expense of campaign for the purpose of raising funds (expense of regular and continuous publicity should be included under "general expense").

(d) **Fellowships, scholarships, student aid and prizes.** Under this heading should be entered total expenditures from all funds on account of subsidies to students for fellowships, scholarships, or prizes, where service to the institution is not required, and repayment is not required. If teaching service is required, these items should be included under line 37. Prizes paid from departmental or general funds may be considered educational expense and included in line 37.

²⁰ The balance of each class of fund as reported in table 2 should agree with balance reported in table 1.

Item 6 Library

Number of volumes in library 79250; pamphlets 10275 Is your library free to the public for reference? No for lending? No Number of volumes issued for home use 25782
This should state entire circulation for the year. One book lent 10 times counts 10 not 1.

Item 7 Miscellaneous

Give number of years in each course: liberal arts....., applied science....., architecture....., graduate....., education....., law....., medicine....., veterinary.....,
 Number of days session in summer courses.....

| | Number of teachers | | | Number of students | | |
|----------------------------|----------------------|-------|-------|--------------------|-------|-------|
| | Men | Women | Total | Men | Women | Total |
| Summer courses | | | | | | |
| Extension courses { | | | | | | |
| | correspondence | | | | | |
| class extension | | | | | | |
| Secondary or academic..... | | | | | | |

Affidavit of presiding officer

STATE OF NEW YORK
 COUNTY OF

} ss.

being duly sworn, deposes and says that he is the presiding officer of.....
 for which the foregoing report is made. This said report has been prepared in accordance with the instructions of the New York State Education Department, that the statements therein he verily believes to be in all respects true, and that an exact copy of this report has been filed with the permanent records of the institution.

C. J. Lin
 C. J. Lin

aPresident of Fukien Christian University

Subscribed and sworn to
 before me this.....day of.....1935

Notary Public

a Or corresponding officer.

State of New York)
 County of New York) ss

B. A. GARSIDE being duly sworn, deposes and says that he is the secretary of the Board of Trustees of Fukien Christian University for which the foregoing report is made. This said report has been prepared in accordance with the instructions of the New York State Education Department and has been personally signed by President C. J. Lin, that the statements therein he verily believes to be in all respects true, and that an exact copy of this report has been filed with the permanent records of the institution.

B. A. Garside

Board of Trustees
 Secretary of Fukien Christian University

Subscribed and sworn to
 before me this 4th day of September, 1936

Notary Public

FUKIEN CHRISTIAN UNIVERSITY

July 20, 1936

Members of Faculty, Ending June 30, 1936

FULL PROFESSORS:

Beach, Frederick P.
 Farley, Malcolm F.
 Kellogg, Claude R.
 Scott, Roderick
 Sutton, Willard J.

ASSOCIATE & ASSISTANT PROFESSORS:

Chen, Edwin
 Chen, Francis
 Chen, Theodore H. E.
 Chen, Wen Yun
 Cheng, Tso Hsin
 Lin, Yu Chi
 Stowe, Everett M. (On furlough)
 Wang, Tiao Hsin

INSTRUCTORS:

Cheng, Ching Tuan
 Chu, Jui Tzu
 Lin, I

LECTURERS:

Chen, Henry S. C.
 Chen, Yi Yuan
 Kellogg, Mrs. C. R.
 Li, Chao Min
 Li, Gwan Fang
 Lin, Hsi Chien
 Scott, Mrs. Roderick
 Thomas, Eunice T.

GRADUATE ASSISTANTS:

Cheng, Chung Fu
 Kan, Ching Hao

ANNUAL STATISTICAL REPORT OF THE TRUSTEES OF
FUKIEN CHRISTIAN UNIVERSITY

Located at FOOCHEW, CHINA XXXX

for year ending June 30, 1937

To the New York State Education Department

This annual report is required by law to be transmitted to the Department on or before July 1, 1937

Type of control (check one): State.....; city or district.....; county.....; church...X... If church, affiliated with what religious denomination? Union.....; private, independent of church..... (Registered with Chinese Government)

Item 1

Days of regular classroom instruction including half-day sessions, excluding Saturdays and summer session: liberal arts...216... architecture....., education....., medicine....., applied science....., graduate....., law....., veterinary....., pharmacy..... Number of Saturday sessions...X.....

Item 2 Faculty and employes

Honorary President - John Gowdy Names of officers June 30, 1937

President...Ching-Jun Lin.....

Registrar...Chao-Wen Lin.....

Secretary...Tso-Hsin Cheng.....

Deans - liberal arts...Theodore H. E. Chen..... applied science..... architecture..... graduate..... education..... law..... medicine..... veterinary.....

How many officers of instruction were employed full time: men...8... women...0... total...8.....

How many on part time: men...10... women...1... total...11.....

Those employed part time were the equivalent of how many full time: men...1... women...1/2... total...1-1/2.....

Number of officers employed in general administration (president, deans, registrars, financial officers, librarians and other officers, excluding clerks) men...24... women...3... total...27... (Not including 2 on leave)

"Faculty

| Course | Professors | | Adjunct, associate and ass't professors | | Instructors and tutors | | Lecturers | | Other ass'ts on teaching force | | Total | |
|-------------------------|------------|-------|---|-------|------------------------|-------|-----------|-------|--------------------------------|-------|-------|-------|
| | Men | Women | Men | Women | Men | Women | Men | Women | Men | Women | Men | Women |
| Liberal arts..... | | | | | | | | | | | | |
| Applied science..... | | | | | | | | | | | | |
| Architecture..... | | | | | | | | | | | | |
| Graduate..... | | | | | | | | | | | | |
| Education..... | | | | | | | | | | | | |
| Law..... | | | | | | | | | | | | |
| Medicine..... | | | | | | | | | | | | |
| Veterinary..... | | | | | | | | | | | | |
| | | | | | | | | | | | | |
| | | | | | | | | | | | | |
| ^b Total..... | | | | | | | | | | | | |
| Duplicates | | | | | | | | | | | | |
| University total..... | | | | | | | | | | | | |

^a Excluding data for summer and university extension courses which should be reported under item 7.
^b Besides the above there were men and women employed in organized research work.
B614-Ap37-100(15248)*

Item 6 Library

Number of volumes in library 79,813; pamphlets 20,839. Is your library free to the public for reference? No for lending? No Number of volumes issued for home use 29,815.
This should state entire circulation for the year. One book lent 10 times counts 10 not 1.

Item 7 Miscellaneous

Give number of years in each course: liberal arts....., applied science....., architecture....., graduate....., education....., law....., medicine....., veterinary.....,
 Number of days session in summer courses.....

| | Number of teachers | | | Number of students | | |
|----------------------------|----------------------|-------|-------|--------------------|-------|-------|
| | Men | Women | Total | Men | Women | Total |
| Summer courses | | | | | | |
| Extension courses { | correspondence | | | | | |
| | class extension..... | | | | | |
| Secondary or academic..... | | | | | | |

Affidavit of presiding officer

STATE OF NEW YORK }
 COUNTY OF } ss. (Signed) C. J. LIN

being duly sworn, deposes and says that he is the presiding officer of Fukien Christian University for which the foregoing report is made. This said report has been prepared in accordance with the instructions of the New York State Education Department, that the statements therein he verily believes to be in all respects true and that an exact copy of this report has been filed with the permanent records of the institution.

(Signed) C. J. LIN
 *President of Fukien Christian University

Subscribed and sworn to before me this.....day of.....1937

Notary Public

a Or corresponding officer.

FUKIEN CHRISTIAN UNIVERSITY

July 20, 1937

Members of Faculty, Ending June 30, 1937

FULL PROFESSORS:

- E Beach, Frederick P. *Psych.*
- omit* E Chen, Wen Yun (On leave) *Psych.*
- Chen, Yi Yuan
- A Farley, Malcolm F. *Eng.*
- S Kellogg, Claude R. *Biol.*
- Lin, Hsi Chien
- A Scott, Roderick *Phil.*
- S Sutton, Willard J. *Chem.*

ASSOCIATE & ASSISTANT PROFESSORS:

- omit* A Chen, Edwin (On leave) *Econ.*
- A Chen, Francis *Econ.*
- Chen, Henry S. C.
- E Chen, Theodore, H. E. *Econ.*
- S Cheng, Tso Hsin *Biol.*
- Li, Chao Min
- Lin, Le Chuan
- Lin, Yu Chi
- A Scott, Mrs. Roderick *Music*
- E Stowe, Everett M. *Econ.*
- S Wang, Tiao Hsin *Chem.*

INSTRUCTORS:

- S Cheng, Ching Tuan *Biol.*
- Huang, Yu Shu
- Kao, Tse En
- Lin, Chao Wen
- Lin, I

LECTURERS:

- Chu, Hsiung
- Li, Gwan Fang
- Sieh, Sung Kuan
- Thomas, Eunice T.

omit GRADUATE ASSISTANTS:

- Chen, Nien Hsuan
- Cheng, Chung Fu
- Hwang, Han Yen
- Lin, Ching
- Lin, Chuan Kuan

| A | S | E |
|-----|-----|----------------------|
| 2P | 2P | 1P |
| 2AP | 2AP | 2AP |
| | 1I | |
| 4 | 5 | 3 <i>7.P.T.</i> |
| 1P | 1P | 2AP <i>add. ext.</i> |
| 1AP | 1AP | 11 |
| 21 | 11 | 12 |
| 1L | 2L | |
| 9 | 10 | 7 <i>Total 26</i> |

ANNUAL FINANCIAL REPORT OF THE TRUSTEES OF

FUKIEN CHRISTIAN UNIVERSITY

FOR THE YEAR ENDING JUNE 30, 1937

To the New York State Education Department

This annual report is required by law to be transmitted to the Department on or before July 1, 1937.

Explanations Applicable to the Financial Report

This financial report follows the form recommended by the National Committee on Standard Reports for Institutions of Higher Education. Table 1 represents a report drawn from the credit side of the balance sheet and is designed to show the nature and amount of the several classes of funds utilized by the institution. Table 2 shows the changes in the several classes of funds during the fiscal year. It is important that the balance of each class of funds shown in table 2 should agree with the amount of that class as reported in table 1. Table 3 shows the current income of the fiscal year and table 4 shows the current expenditures of the fiscal year.

Should any interpretation of tables 1 or 2 be required, reference may be made to pages 49 to 63 of Financial Reports of Colleges and Universities, published by the National Committee on Standard Reports, a copy of which has already been sent to your institution by the committee. For your guidance in preparing these tables and in preparing tables 3 and 4 the explanations of items are given on the last page of this report.

TABLE 1—STATEMENT OF INSTITUTIONAL FUNDS AND LIABILITIES

| | FUNDS ^a | *LIABILITIES ^b | TOTAL |
|--|--------------------|---------------------------|-------------------|
| Current funds (item 1) | | | |
| General | \$..... | \$..... | \$..... |
| Restricted | | | |
| Endowment funds (item 2) | 367,945.16 | | 367,945.16 |
| Funds functioning as endowment (item 3) | | | |
| Annuity funds (item 4) | | | |
| Loan funds (loanable principal) (item 5) | | | |
| Plant funds | | | |
| Funds invested in plant (item 6a)..... | 508,317.98 | | 508,317.98 |
| Plant funds unexpended (item 6b)..... | | | |
| Agency funds | | | |
| Undesignated funds | 876,263.14 | | 876,263.14 |
| TOTAL INSTITUTIONAL FUNDS AND LIABILITIES | \$..... | \$..... | \$..... |

^a Funds owned by the institution and utilized in its activities.
^b Funds borrowed by the institution and utilized in its activities.
 * Accumulated deficits. The foregoing table is drawn from the credit side of the balance sheet. Any fund balance reported under item 1—General above represents current general fund surplus. This table makes no provision for reporting deficits since these are ordinarily shown as debits on balance sheet. If there was an accumulated deficit at the close of the year, indicate the amount: \$. The accumulated deficit should appear as a minus quantity in reporting current general fund balances in table 2, item 1.

TABLE 2—SCHEDULES SHOWING THE CHANGES DURING THE YEAR IN THE SEVERAL CLASSES OF FUNDS

Item 1 Statement of Current Funds, Showing a Summary of Current Income, Expenditures and Surplus

| | | | TOTAL |
|--|------------------|------------------|----------|
| Balance, beginning of year | | | |
| General (unrestricted) funds | | \$..... | \$..... |
| Restricted funds | | | |
| Current income (See table 3) | | | |
| Educational and general | 89,266.50 | | |
| Auxiliary enterprises and activities | 5,920.56 | | |
| Other noneducational income | 1,930.11 | 97,117.17 | |
| Current expenditures (See table 4) | | | |
| Educational and general | 89,266.50 | | |
| Auxiliary enterprises and activities | 5,920.56 | | |
| Other noneducational expenditures | 1,930.11 | 97,117.17 | |
| Excess or deficiency of income for year | | | |
| Other additions and deductions (net) | | | 0 |
| Balance at end of year | | | |
| Consisting of ²⁰ | | | |
| General (unrestricted) funds | | | |
| Restricted funds | | | |

Items 2, 3, 4 and 5. Statement of Nonexpendable Funds¹

| | ITEM 2 ENDOWMENT FUNDS | ITEM 3 FUNDS TEMPORARILY FUNCTIONING AS ENDOWMENT | ITEM 4 ANNUITY FUNDS | ITEM 5 LOAN FUNDS |
|--|------------------------------|---|----------------------------|----------------------|
| Balance (invested and uninvested) in funds at beginning of year | \$ 365,051.95 | \$..... | \$..... | \$..... |
| Additions during year: | | | | |
| Receipts from: | | | | |
| Public appropriations | | | | |
| Private gifts and grants | 752.61 | | | |
| Earnings and profit on investment credited to principal account | 2,141.35 | | | |
| Transfers from current funds to nonexpendable funds | | | | |
| TOTAL | \$ 367,945.91 | \$..... | \$..... | \$..... |
| Deductions during year (specify) | | | | |
| Balance at end of year²⁰ | \$ 367,945.91 | \$..... | \$..... | \$..... |

TABLE 2—Continued

Item 6a Statement of Funds Invested in Plant²

| | | TOTAL |
|---|----------------------|----------------------|
| Value of plant at beginning of year..... | \$ 496,536.06 | |
| Additions during year | 12,221.89 | |
| TOTAL | \$ 508,757.95 | |
| Deductions during year | 439.97 | |
| Value of plant at end of year (Details given below)..... | | \$ 508,317.98 |
| Less: Endowment funds invested in plant | | |
| Loans outstanding against plant..... | | |
| Net invested in plant at end of year ²⁰ | | \$..... |
| VALUE OF PHYSICAL PLANT OWNED BY INSTITUTION: (detail of item above) | | |
| Value of grounds (not including dormitories; see below)..... | | \$ 42,029.80 |
| Value of all buildings | | 195,882.16 |
| Value of all equipment, including libraries | | 188,029.39 |
| Value of all dormitories, included above | | 82,376.63 |

Item 6b Statement of Unexpended Plant Funds³

| | | TOTAL |
|--|------------------|---------------------|
| Receipts for Capital Outlay—Plant Extension | | |
| Balance in designated plant funds at beginning of year..... | | \$..... |
| Receipts during year: | | |
| Public appropriations and tax levies: | | |
| Federal | \$..... | |
| State | | |
| County | | |
| City and district | | |
| Private gifts, grants, and benefactions | | |
| Other sources (earnings and profits on investments) | | |
| Transfers or expenditures from current funds (not loans): | | |
| From educational and general funds | 11,781.92 | |
| From auxiliary enterprises and activities funds | | 11,781.92 |
| Other receipts for plant extensions (describe): | | |
| Loans for plant extension | | |
| TOTAL RECEIPTS AND BALANCES (including transfers or expenditures from other funds). | | \$ 11,781.92 |

Expenditures for Capital Outlay—Plant Extension³ (If possible, include all capital expenditures below under expenditures from plant funds, although they have been included under table 4. Otherwise separately report the amounts spent from educational and general funds and from auxiliary enterprises funds during the year for capital outlays, plant extension and new equipment)

| | | TOTAL |
|--|------------------|---------------------|
| From plant funds or all funds for: | | |
| Land | \$ 981.21 | |
| New buildings | 2,126.17 | |
| Additions to existing buildings | 137.27 | |
| Improvements other than buildings | | |
| New equipment | 8,537.27 | |
| From educational and general funds (if not included above) | | \$ 11,781.92 |
| From auxiliary enterprises and activities funds (if not included above) | | |
| Loans paid from plant funds | | |
| Balance in Designated Plant Funds at close of year ²⁰ | | \$ 0 |

Item 7 Agency Funds, and

Item 8 Undesignated Funds may be reported if held by the institution on forms similar to that used in reporting Items 2, 3, 4 and 5.

TABLE 3—CURRENT INCOME^{4, 5}

| Income for Educational and General Purposes | | TOTAL |
|--|--------------|--------------|
| Student fees⁶ (for matriculation, laboratory, library etc., but NOT including fees for auxiliary enterprises and activities, such as athletics, infirmary etc., given in items (21 to 28)) | | |
| 1 Resident departments | \$ 11,767.71 | |
| 2 Extension and/or correspondence departments | | \$ 11,767.71 |
| Endowment⁷ (interest, including income from 1862, and other public and private endowments, but not including additions to principal of endowment funds): | | |
| 3 From federal endowment (1862 and other land grants) | | |
| 4 From other endowment for general purposes | 10,548.69 | |
| 5 From other endowment for restricted purposes | 15,853.05 | 26,401.74 |
| Receipts from other public sources for current expenses:⁸ | | |
| 6 Federal appropriations | | |
| 7 State appropriations and tax levies | 5,000.00 | |
| 8 County appropriations and tax levies | 11,900.00 | 16,900.00 |
| 9 City or district appropriations or tax levies | | |
| Gifts and grants from private sources (including foundations, for current expenses): | | |
| 10 Permanent (recurring) grants from churches and boards | 8,148.00 | |
| 11 Other grants (not automatically recurring) from churches and boards | 1,091.31 | |
| 12 Estimated salary equivalent of nonsalaried personal service rendered | 10,766.50 | |
| 13 Other gifts | 5,730.68 | 25,736.49 |
| Sales and services of educational departments (gross income): ⁹ | | |
| 14 Agriculture | 30.94 | |
| 15 Dental school | | |
| 16 Others (<i>itemize</i>) | 48.43 | 79.37 |
| Receipts from other sources for educational and general purposes:¹⁰ | | |
| 17 Interest on current funds | 1,913.75 | |
| 18 Net income from rented property (excluding residence halls) | 58.02 | |
| 19 Other sources | 6,409.42 | 8,381.19 |
| 20 TOTAL EDUCATIONAL AND GENERAL RECEIPTS (Transfer total to table 2.) | \$ | \$ 89,266.50 |

| Income for Auxiliary Enterprises and Activities ¹¹ (Gross figures unless otherwise indicated, including receipts from student fees for these purposes. Give figures even though not handled through college office.) | | TOTAL |
|---|----|-------------|
| 21 Residence halls | | \$ 4,900.94 |
| 22 Dining halls .. (Student Board Fees) | | 132.00 |
| 23 Student Hospital Expenses Graduation Fee | | 354.00 |
| 24 College Expenses Student Uniform | | 205.62 |
| 25 Athletics (if handled separately from physical education budget) excluding shares of visiting teams | | 328.00 |
| 26 Student unions | | |
| 27 Other activities | | |
| 28 TOTAL (Transfer total to table 2.) | \$ | \$ 5,920.56 |

| Income to be Used for Noneducational Purposes ¹² (excepting auxiliary enterprises and activities and capital outlays) | | TOTAL |
|--|--------|--------------|
| Income from investments (interest): | | |
| 29 For annuities to beneficiaries (usually from funds subject to annuity) | | |
| 30 For fellowships, scholarships, and other student aid (not loans) when NO service is required in return | 838.79 | 838.79 |
| 31 From gifts to be used for scholarships, student aid etc. (not loans) when NO service is required in return | | 1,091.32 |
| 32 Other receipts for noneducational purposes | | |
| 33 TOTAL (Transfer total to table 2.) | \$ | \$ 1,930.11 |
| 34 TOTAL CURRENT INCOME | \$ | \$ 97,117.17 |

TABLE 4—EXPENDITURES FOR CURRENT PURPOSES⁴

| Expenditures for Educational and General Purposes (including equipment purchased from general current funds) | | TOTAL |
|---|--------------|--------------|
| General administration and expense:¹³ | | |
| 35 General administrative offices | \$ 10,779.68 | |
| 36 General expense | 3,038.30 | \$ 13,817.98 |
| Resident instruction and departmental research:¹⁴ | | |
| 37 Colleges, schools and departments (including nonbudgeted research) | 61,237.91 | |
| 38 Organized activities relating to instructional departments, such as medical school hospitals, dental or legal clinics, creameries, museums etc. | | 61,237.91 |
| Organized research, separately budgeted:¹⁵ | | |
| 39 Agricultural experiment station | | |
| 40 Bureau of educational research | | |
| 41 Engineering experiment station | | |
| 42 Others | | |
| Extension (all extension services and correspondence courses): ¹⁶ | | |
| 43 Agricultural | | |
| 44 Engineering | | |
| 45 General university extension and correspondence courses | | |
| 46 Others | | |
| 47 Libraries (including salaries, other operating expenses and purchase of books and binding) ¹⁷ | 2,299.09 | 2,299.09 |
| Operation and maintenance of physical plant, and other general services:¹⁸ | | |
| 48 Physical plant | 11,911.52 | 11,911.52 |
| 49 Other general services | | |
| 50 TOTAL FOR EDUCATIONAL AND GENERAL PURPOSES (Transfer total to table 2.) | \$ | \$ 89,266.50 |
| Amount included above expended for: | | |
| 51 Administrative and professional salaries | \$ 49,972.80 | |
| 52 Other personal services (clerical, operation, and maintenance) | \$ 4,059.00 | |
| 53 For capital outlays (new equipment) | \$ 8,537.27 | |

| Expenditures for Auxiliary Enterprises and Activities ¹¹ (Gross figures unless otherwise indicated, including all expenditures for salaries, other operating expenses and capital outlays from current funds. Give figures even though not handled through college office.) | | TOTAL |
|--|----|-------------|
| 54 Residence halls | \$ | \$ 4,900.94 |
| 55 Dining halls .. (Student Board Fees) | | 132.00 |
| 56 Student Hospital Expenses Graduation Fee | | 354.00 |
| 57 College Expenses Student Uniform | | 205.62 |
| 58 Athletics (if handled separately from physical education budget) excluding shares of visiting teams | | 328.00 |
| 59 Student unions | | |
| 60 Other activities | | |
| 61 TOTAL (Transfer total to table 2.) | \$ | \$ 5,920.56 |
| Amount included above expended for: | | |
| 62 Salaries and wages for personal services | \$ | |
| 63 Capital outlay (new equipment) | \$ | |

| Expenditures for Noneducational Purposes ¹⁹ (except auxiliary enterprises and capital outlays) | | TOTAL |
|--|----|--------------|
| 64 Annuities | \$ | |
| 65 Interest on loans | | |
| 66 Financial campaigns | | |
| 67 Fellowships, scholarships, and other student aid NOT involving services to institution or repayment | \$ | \$ 1,930.11 |
| 68 TOTAL (Transfer total to table 2.) | \$ | \$ 1,930.11 |
| 69 TOTAL EXPENDITURES FOR CURRENT PURPOSES | \$ | \$ 97,117.17 |

Table 2

¹ Statement of nonexpendable funds (items 2, 3, 4, 5). This statement shows the changes of the principal in all funds used for the purpose of producing income. It begins with the balance at the beginning of the year of endowment funds and other funds used to produce income, additions and deductions during the year, and balance at the end of the year. Additions include any sums arising from gifts and grants from private sources, earnings and profits on investments to be added to principal, public appropriations and tax levies. They should not include receipts from the sale of investments, except the portion of such receipts which represents profit and which is to be added to the principal of the funds, or held as a reserve for gains and losses. Earnings on investments should not be included unless such earnings are to be added to the principal. Deductions may include losses on investments.

Note that provision is made for separate data for four types of nonexpendable funds: (2) Ordinary endowment either general or restricted from which the interest only can be used, (3) funds temporarily functioning as endowment, (4) funds held by the college which are subject to an annuity payment, and (5) funds from which either the interest, principal, or both can be loaned to be paid back with or without interest at some future date.

² Plant values (table 2 item 6a). This schedule includes a statement showing the change in value of plant and its gross and net value at the end of the year as well as the value of grounds, buildings, and equipment separately when available. Plant item should be carried in the accounts at cost until disposed of. If any other basis of valuation is used, that should be noted in this report.

³ Statement of unexpended plant funds (table 2, item 6b). It is intended that this section shall include income to cover all expenditures for plant extension whether made from designated plant funds, educational and general funds, auxiliary enterprises and activities funds, or loans. If expenditures for capital outlays or equipment are made directly from other than plant funds, they will be included in the expenditures for those funds and included again here in plant funds for the purpose of bringing all plant income and expenditures together.

The statements have therefore been set up in such a way as to show the capital expenditures in each fund as the amount which should be included in both the receipts and expenditures side of the plant extension statement.

Include in this section, if possible, expenditures for all capital outlays whether made from designated plant funds or from other funds.

Table 3

⁴ Basis of reporting receipts and expenditures. Where the accounts are kept on a cash basis as to income, meaning that an item is considered income when it is received in cash or made available to the institution in a public treasury, income should be reported on that basis. Under those conditions, cash receipts which do not increase expendable fund balances should be omitted from the statement of income. Examples of such items are money borrowed and sale of investments. Receipts representing additions to loan funds, endowment funds and funds for physical plant extension should appear in the statements of those funds and not as current income.

Where the accounts are kept on an accrual basis as to income, meaning that an item is set up as income when it becomes due or when a bill is rendered for it, the income may be reported on that basis. Under such circumstances, income should be conservatively reported and an allowance should be made for maximum losses through inability to collect.

Expenditures should be accounted for and reported on such a basis as to take into the accounts all approved bills for material received and service rendered during the period covered. If any such bills remain unpaid at the date of the report, they should in any event be entered as expenses and set up as accounts payable in the balance sheet. Payment of loans, purchase of investments, purchase of materials for general storerooms charged to inventory accounts of those storerooms, and labor and material charged to work in process accounts should not be included as expenditures.

⁵ Statement of current receipts. In this statement should be included all income of the fiscal period of both restricted and general funds. If accounts are kept on the accrual basis, current income may be reported on that basis; otherwise income should be reported on a cash basis.

⁶ Student fees (lines 1 and 2). Under this caption is to be entered the amount received in cash from all general and specific fees assessed against students after deducting

refunds. Charges for room and board in residence and dining halls should not be included here. Amounts collected to support specific activities and paid over to those activities should be deducted from total collections before income from student fees is entered in the report. Where scholarships are granted out of current revenues, student fees and room and board revenue should include income at the customary rates for the services donated to scholarship students and a similar amount should be set up as an expenditure under "expenditures for other noneducational purposes" for fellowships, scholarships etc. Scholarships which consist of remission of fees or tuition may be treated as deductions from fee income as the student in this case is not charged the full fee.

⁷ Endowments (lines 3 to 5). This heading includes receipts from earnings of all endowment funds, income from which can be used for educational or general purposes, except amounts which are proper accretions to the principal of those funds.

⁸ Public appropriations and tax levies (lines 6 to 9). There should be included hereunder all amounts received from or made available by governmental sources out of governmental, and not institutional, revenues which are expendable for current purposes and which are not specifically appropriated for physical plant extensions or additions to permanent funds.

⁹ Sales and services of educational departments (lines 14 to 16). Here will be included gross income of all enterprises operated in connection with educational divisions of the institution and as a necessary part of the work of these divisions, such as the medical school hospital, dental clinic, dairy creamery and home economics cafeteria.

¹⁰ Other sources (lines 17 to 19). All items of educational and general income not covered under the preceding headings should be included under "other sources." The important items should be listed separately.

¹¹ Statement of auxiliary enterprises and activities (lines 21 to 28). Under this heading are included those enterprises which are not directly related to the educational activities of the institution but exist solely for the purpose of serving the student body or faculty. These enterprises include residence halls, dining halls, infirmary (unless handled as a part of health service), bookstore and laundry (when primarily for service of students and faculty) and their income is principally in the form of cash. They render service to students and perhaps others and are distinct from activities operated by institutional departments. These enterprises are ordinarily self-supporting. Their gross income should be stated after deducting refunds of payments returned. This income should not be included with educational income, however, unless the net income is used to support the educational budget. In that case, the net income may be transferred to the educational and general fund receipts. The same comment applies to expenditures for these activities (lines 54 to 63).

Recreational activities, such as athletics and union, are also included under this heading. If these activities are not handled through the university treasury they should nevertheless be included.

Income and expenditures of intercollegiate athletics should be separately stated, the only exception being the condition in which all expense is an integral part of the Department of Physical Education. There should be deducted from gross receipts the share of other schools in the respective games.

Under expenditures include share of operation and maintenance of physical plant or other general expense when so distributed.

¹² Income to be used for noneducational purposes (lines 29 to 33). Under this heading include income which is to be applied directly toward noneducational expenses other than auxiliary enterprises and activities such as:

- (a) Annuities to beneficiaries of annuity gift funds.
- (b) Fellowships, scholarships, and other student aid (not loans) when no service is required. A scholarship, or similar payment, to a student or fellow is not an "educational expenditure for scholarships etc." It is either (1) a loan if it has to be paid back and therefore is not an expenditure at all, or (2) a payment for whatever type of service the recipient has to render and not a payment for scholarships, or (3) a noneducational expenditure for a scholarship if the recipient does not have to repay it or render any service. It is a gift of the college to the student. The student may use it to pay his tuition, in which case the educational expenditure is made from money received from student fees for tuition. Therefore any income to be used for scholarships of type (3) is income for noneducational purposes.

Table 4

¹³ General administration and expense (lines 35 and 36). Under this heading should be included all expense of the general executive and administrative offices of the institution, also all expenses which are of a general character and which do not relate to any specific division of the institution, not including, however, the expenditures of the general library or the operation and maintenance of the physical plant.

¹⁴ Resident instruction and departmental research (lines 37 and 38). Under this heading should be included all expenditures on account of instructional departments of the institution, including salaries, office expense and equipment, laboratory expense and equipment, and other expenses. There should be included salaries of college deans, faculty, clerks and technicians. Amounts reported under this heading will include any expenditures for research which are not separately budgeted and accounted for. Expenditures for separately organized research will appear under lines 39 to 42.

¹⁵ Organized research (lines 39 to 42). Include here as separate units such organizations for research purposes as research bureaus, research institutes, experiment stations and projects separately supported.

¹⁶ Extension (lines 43 to 46). This section will include all divisions which do extension work, such as the following: Credit courses; lectures, demonstrations, short courses (noncredit); radio; correspondence work.

¹⁷ Libraries (line 47). Under this heading should be included the total expenditures of the institution for library purposes, including both the general library and all departmental libraries. These should be included: Salaries, other

operating expenses, purchase of books and binding. Law libraries should be included here if possible.

¹⁸ Operation and maintenance of physical plant and general services (lines 48 to 49). Under this heading should be included all expenditures for the operation and maintenance of the physical plant of the entire institution, and miscellaneous general services of an operating character not elsewhere charged. Gross figures should be shown in each case less amounts charged to service enterprises or other items.

¹⁹ Noneducational expenses (lines 64 to 67). Under this heading include expenditures from current funds on account of items which do not relate to the educational work of the institution, such as:

(a) Annuities. Here include amount paid to beneficiaries of annuity funds.

(b) Interest on loans. Here include sums paid for interest on current funds and for interest on capital loans not covered by income from property on which carried.

(c) Financial campaign. Here include the expense of campaign for the purpose of raising funds (expense of regular and continuous publicity should be included under "general expense").

(d) Fellowships, scholarships, student aid and prizes. Under this heading should be entered total expenditures from all funds on account of subsidies to students for fellowships, scholarships, or prizes, where service to the institution is not required, and repayment is not required. If teaching service is required, these items should be included under line 37. Prizes paid from departmental or general funds may be considered educational expense and included in line 37.

²⁰ The balance of each class of fund as reported in table 2 should agree with balance reported in table 1.

Affidavit of presiding officer

REPUBLIC OF CHINA
STATE OF NEW YORK
PROVINCE OF FUKIEN
CITY OF FOOCHOW
CONSULATE OF AMERICA

} ss.

(Signed) Ching-Jun Lin

being duly sworn, deposes and says that he is the presiding officer of Fukien Christian University

for which the foregoing report is made. That said report has been prepared in accordance with the instructions of the New York State Education Department, that the statements therein he verily believes to be in all respects true and that an exact copy of this report has been filed with the permanent records of the institution.

President of Fukien Christian University

Subscribed and sworn to

before me this.....day of.....1937

Notary Public

Universities

ANNUAL STATISTICAL REPORT OF THE TRUSTEES OF
Fukien Christian University Located at Foochow, China N. Y.

for year ending June 30, 1938

To the New York State Education Department

This annual report is required by law to be transmitted to the Department on or before July 1, 1938

Type of control (check one): State.....; city or district.....; county.....; church..... If church, affiliated with what religious denomination?.....; private, independent of church.....

Item 1

Days of regular classroom instruction including half-day sessions, excluding Saturdays and summer session: ~~206~~ liberal arts 206, architecture....., education....., medicine....., applied science 206, graduate....., law....., veterinary....., pharmacy..... Number of Saturday sessions.....

Item 2 Faculty and employes

Honorary President John Gowdy Names of officers June 30, 1938

President Ching-Jun Lin Dean Tso-Hsin Cheng

Registrar Chao-Wen Lin

Secretary Hsi-Chien Lin

Deans — liberal arts Hsi-Chien Lin applied science Tiao-Hsin Wang

architecture..... graduate.....

education..... law.....

medicine..... veterinary.....

How many officers of instruction were employed full time: men 20 women 5 total 25 (not including 1 deceased; 1 on leave; 3 on furlough)

How many on part time: men 8 women 1 total 9

Those employed part time were the equivalent of how many full time: men 1 1/2 women 1/2 total 2

Number of officers employed in general administration (president, deans, registrars, financial officers, librarians and other officers, excluding clerks) men 6 women 1 1/2 total 7 1/2

"Faculty

| Course | Professors | | Adjunct, associate and ass't professors | | Instructors and tutors | | Lecturers | | Other ass'ts on teaching force | | Total | |
|--|------------|-------|---|-------|------------------------|-------|-----------|-------|--------------------------------|-------|-------|-------|
| | Men | Women | Men | Women | Men | Women | Men | Women | Men | Women | Men | Women |
| Liberal arts..... | 6 | | 4 | 1 | 1 | | 2 | 3 | | | 13 | 4 |
| Applied science..... | 1 | | 3 | | 4 | | | | 2 | 2 | 10 | 2 |
| Architecture Agriculture..... | 1 | | 2 | | 3 | | 3 | | 1 | | 10 | |
| Graduate..... | | | | | | | | | | | | |
| Education..... | | | | | | | | | | | | |
| Law..... | | | | | | | | | | | | |
| Medicine..... | | | | | | | | | | | | |
| Veterinary..... | | | | | | | | | | | | |
| | | | | | | | | | | | | |
| | | | | | | | | | | | | |
| ^b Total..... | | | | | | | | | | | | |
| Duplicates | | | | | | | | | | | | |
| University total..... | 8 | | 9 | 1 | 8 | | 5 | 3 | 3 | 2 | 33 | 6 |

^a Excluding data for summer and university extension courses which should be reported under item 7.
^b Besides the above there were men and women employed in organized research work.
B675-Ap38-100(16243)*

Item 3 Students

Insert in blank spaces under items 3 and 4 any other courses, e. g. Theological (B. D.), etc. and use blank sheet if more columns are needed. If course does not lead to a degree, indicate by crossing out degree. Under "Unclassified" report all students not taking a regular course.

| Classes | Arts (B.A.) | | | Science (B.S.) | | | Agriculture | | | Total | | | | | | | | |
|------------------------------|-------------|-------|-------|----------------|-------|-------|-------------|-------|-------|-------|-------|-------|-----|-------|-------|-----|-------|-------|
| | Men | Women | Total | Men | Women | Total | Men | Women | Total | Men | Women | Total | Men | Women | Total | Men | Women | Total |
| Freshman, 1st year | 5 | | 5 | 24 | 7 | 31 | 14 | 4 | 18 | 43 | 11 | 54 | | | | | | |
| Sophomore, 2d year | 5 | 4 | 9 | 8 | 8 | 16 | 8 | | 8 | 21 | 12 | 33 | | | | | | |
| Junior, 3d year | 6 | 3 | 9 | 16 | 2 | 18 | 7 | 2 | 9 | 29 | 7 | 36 | | | | | | |
| Senior, 4th year | 3 | 4 | 7 | 10 | 2 | 12 | 2 | | 2 | 15 | 6 | 21 | | | | | | |
| <i>Total</i> | 19 | 11 | 30 | 58 | 19 | 77 | 31 | 6 | 37 | 108 | 36 | 144 | | | | | | |
| Unclassified | 1 | | 1 | 1 | 2 | 3 | | | | 2 | 2 | 4 | | | | | | |
| Visiting student | 10 | 3 | 13 | 4 | 3 | 7 | 4 | 2 | 6 | 18 | 8 | 26 | | | | | | |
| Graduate | | | | | | | | | | | | | | | | | | |
| <i>Grand total</i> | 30 | 14 | 44 | 63 | 24 | 87 | 35 | 8 | 43 | 128 | 46 | 174 | | | | | | |

| Men | Women | Total | Men | Women | Total | Men | Women | Total | Men | Women | Total | Men | Women | Total | Men | Women | Total | Men | Women | Total |
|-----|-------|-------|-----|-------|-------|-----|-------|-------|-----|-------|-------|-----|-------|-------|-----|-------|-------|-----|-------|-------|
| | | | | | | | | | | | | | | | | | | | | |
| | | | | | | | | | | | | | | | | | | | | |
| | | | | | | | | | | | | | | | | | | | | |
| | | | | | | | | | | | | | | | | | | | | |
| | | | | | | | | | | | | | | | | | | | | |
| | | | | | | | | | | | | | | | | | | | | |
| | | | | | | | | | | | | | | | | | | | | |
| | | | | | | | | | | | | | | | | | | | | |
| | | | | | | | | | | | | | | | | | | | | |
| | | | | | | | | | | | | | | | | | | | | |

Number of above total attending full time: men 126 women 44 total 170; on part time: men 2 women 2
 total 4. Those attending part time were the equivalent of how many full time: men 1 women 1 total 2
 Number of students in military drill 43
 Number of students preparing to teach: men.....women.....total.....

Item 4 Degrees conferred

| | First Degrees on | | | Completion of Courses in Residence | | | | | | | | | | | | | | | | Total | | | |
|--|------------------|-------|-------|------------------------------------|--|--|--|--|--|--|--|--|--|--|--|--|--|--|--|-------|--|--|--|
| | B.A. | aB.S. | Total | | | | | | | | | | | | | | | | | | | | |
| Men | 288 | 17 | 304 | | | | | | | | | | | | | | | | | | | | |
| Women | 7 | 12 | 19 | | | | | | | | | | | | | | | | | | | | |
| <i>Total since last report</i> | 10 | 15 | 25 | | | | | | | | | | | | | | | | | | | | |

| Of the above how many received liberal arts college degrees with a major in: | First Degrees (Bachelor) | | Master's Degrees | | Doctor's Degrees | |
|--|--------------------------|-------|------------------|-------|------------------|-------|
| | Men | Women | Men | Women | Men | Women |
| Agriculture | | | | | | |
| Commerce and business | | | | | | |
| Education | | | | | | |
| Engineering | | | | | | |
| Fine arts (NOT music) | | | | | | |
| Home economics | | | | | | |
| Industrial arts | | | | | | |
| Journalism | | | | | | |
| Library science | | | | | | |
| Music | | | | | | |
| Nursing | | | | | | |
| Pre dentistry | | | x x x | x x x | x x x | x x x |
| Pre law | | | x x x | x x x | x x x | x x x |
| Pre medicine | | | x x x | x x x | x x x | x x x |

| | Higher Degrees | | | | | | |
|--|----------------|------|-------|--|--|--|-------|
| | On Examination | | | | | | |
| | M.A. | M.S. | Ph.D. | | | | Total |
| Men | | | | | | | |
| Women | | | | | | | |
| <i>Total since last report</i> | | | | | | | |

a If B.S. is conferred in more than one course, give number of students receiving degrees in each course.

Item 6 Library

Number of volumes in library 84674; pamphlets 21796. Is your library free to the public for reference? No for lending? No Number of volumes issued for home use 21327
This should state entire circulation for the year. One book lent 10 times counts 10 not 1.

Item 7 Miscellaneous

Give number of years in each course: liberal arts....., applied science....., architecture....., graduate....., education....., law....., medicine....., veterinary.....,
 Number of days session in summer courses.....

| | Number of teachers | | | Number of students | | |
|----------------------------|----------------------|-------|-------|--------------------|-------|-------|
| | Men | Women | Total | Men | Women | Total |
| Summer courses | | | | | | |
| Extension courses { | correspondence | | | | | |
| | class extension..... | | | | | |
| Secondary or academic..... | | | | | | |

Affidavit of presiding officer

REPUBLIC OF CHINA
 STATE OF NEW YORK
 PROVINCE OF FUKIEN
 CITY OF FOCHOW
 COUNTY OF
 CONSULATE OF AMERICA } ss.

Ching-Jun Lin

being duly sworn, deposes and says that he is the presiding officer of Fukien Christian University for which the foregoing report is made. This said report has been prepared in accordance with the instructions of the New York State Education Department, that the statements therein he verily believes to be in all respects true and that an exact copy of this report has been filed with the permanent records of the institution.

Ching-Jun Lin

President of Fukien Christian University

Subscribed and sworn to

before me this.....day of.....1938

.....
 Notary Public

a Or corresponding officer.

FUKIEN CHRISTIAN UNIVERSITY

August 10, 1938

Members of Faculty, Ending June 30, 1938

FULL PROFESSORS:

Beach, Frederick P. (Deceased November 25, 1937)
 Chen, Wen Yun (On leave)
 Chen, Yi Yuan
 Farley, Malcolm F. (On Furlough)
 Kellogg, Claude R.
 Lin, Hsi Chien
 Scott, Roderick
 Sutton, Willard J. (On Furlough)

ASSOCIATE & ASSISTANT PROFESSORS:

Chen, Edwin
 Chen, Francis
 Chen, Henry S. C.
 Chen, Theodore, H. E. (On Furlough)
 Cheng, Tso Hsin
 Li, Chao Min
 Lin, Yu Chi
 Scott, Mrs. Roderick
 Stowe, Everett M.
 Wang, Tiao Hsin

LECTURERS:

Chen, I Chueh
 Chu, Hsiung
 Li, Gwan Fang
 Lin, Cheng Yao
 Lin, Kuan Teh
 Thomas, Eunice T.
 Wu, George
 Yen, Shu Hsia

INSTRUCTORS:

Cheng, Ching Tuan
 Huang, Yu Shu
 Hwang, Han Yen
 Kao, Tse En
 Li, I Ying
 Lin, Chao Wen
 Lin, I
 Yang, Shih Fu

GRADUATE ASSISTANTS:

Chen, Nien Hsuan
 Cheng, Chung Fu
 Chou, Chu Shen
 Lin, Ching
 Lin, Siu Ying

ANNUAL FINANCIAL REPORT OF THE TRUSTEES OF

FUKIEN CHRISTIAN UNIVERSITY

FOR THE YEAR ENDING JUNE 30, 1938

To the New York State Education Department

This annual report is required by law to be transmitted to the Department on or before July 1, 1938.

Explanations Applicable to the Financial Report

This financial report follows the form recommended by the National Committee on Standard Reports for Institutions of Higher Education. Table 1 represents a report drawn from the credit side of the balance sheet and is designed to show the nature and amount of the several classes of funds utilized by the institution. Table 2 shows the changes in the several classes of funds during the fiscal year. It is important that the balance of each class of funds shown in table 2 should agree with the amount of that class as reported in table 1. Table 3 shows the current income of the fiscal year and table 4 shows the current expenditures of the fiscal year.

Should any interpretation of tables 1 or 2 be required, reference may be made to pages 49 to 63 of Financial Reports of Colleges and Universities, published by the National Committee on Standard Reports, a copy of which has already been sent to your institution by the committee. For your guidance in preparing these tables and in preparing tables 3 and 4 the explanations of items are given on the last page of this report.

TABLE 1—STATEMENT OF INSTITUTIONAL FUNDS AND LIABILITIES

| | FUNDS ^a | *LIABILITIES ^b | TOTAL |
|---|--------------------|---------------------------|--------------------|
| Current funds (item 1) | | | |
| General | \$..... | \$..... | \$..... |
| Restricted | | | |
| Endowment funds (item 2)..... | 370,049.48 | | 370,049.48 |
| Funds functioning as endowment (item 3)..... | | | |
| Annuity funds (item 4)..... | | | |
| Loan funds (loanable principal) (item 5)..... | | | |
| Plant funds | | | |
| Funds invested in plant (item 6a)..... | 511,219.40 | | 511,219.40 |
| Plant funds unexpended (item 6b)..... | | | |
| Agency funds | | | |
| Undesignated funds | | | |
| TOTAL INSTITUTIONAL FUNDS AND LIABILITIES..... | \$81,268.88 | \$..... | \$81,268.88 |

^a Funds owned by the institution and utilized in its activities.
^b Funds borrowed by the institution and utilized in its activities.
 * Accumulated deficits. The foregoing table is drawn from the credit side of the balance sheet. Any fund balance reported under item 1—General above represents current general fund surplus. This table makes no provision for reporting deficits since these are ordinarily shown as debits on balance sheet. If there was an accumulated deficit at the close of the year, indicate the amount: \$..... The accumulated deficit should appear as a minus quantity in reporting current general fund balances in table 2, item 1.

TABLE 2—SCHEDULES SHOWING THE CHANGES DURING THE YEAR IN THE SEVERAL CLASSES OF FUNDS

Item 1 Statement of Current Funds, Showing a Summary of Current Income, Expenditures and Surplus

| | | | TOTAL |
|--|-------------|-----------|---------|
| Balance, beginning of year | | | |
| General (unrestricted) funds | | \$..... | |
| Restricted funds | | | \$..... |
| Current income (See table 3) | | | |
| Educational and general | \$82,442.90 | | |
| Auxiliary enterprises and activities | 5,805.57 | | |
| Other noneducational income | 932.04 | 89,180.51 | |
| Current expenditures (See table 4) | | | |
| Educational and general | 82,442.90 | | |
| Auxiliary enterprises and activities | 5,805.57 | | |
| Other noneducational expenditures | 932.04 | 89,180.51 | |
| Excess or deficiency of income for year..... | | | |
| Other additions and deductions (net)..... | | | 0 |
| Balance at end of year..... | | | |
| Consisting of ²⁰ | | | |
| General (unrestricted) funds | | | |
| Restricted funds | | | |

Items 2, 3, 4 and 5. Statement of Nonexpendable Funds¹

| | ITEM 2 ENDOWMENT FUNDS | ITEM 3 FUNDS TEMPORARILY FUNCTIONING AS ENDOWMENT | ITEM 4 ANNUITY FUNDS | ITEM 5 LOAN FUNDS |
|---|------------------------------|---|----------------------------|----------------------|
| Balance (invested and uninvested) in funds at beginning of year | \$..... | 367,945.91 | \$..... | \$..... |
| Additions during year: | | | | |
| Receipts from: | | | | |
| Public appropriations | | 1,579.03 | | |
| Private gifts and grants | | | | |
| Earnings and profit on investment credited to principal account | | 524.54 | | |
| Transfers from current funds to nonexpendable funds | | | | |
| TOTAL | \$..... | 370,049.48 | \$..... | \$..... |
| Deductions during year (specify) | | | | |
| Balance at end of year ²⁰ | \$..... | 370,049.48 | \$..... | \$..... |

TABLE 2—Continued

Item 6a Statement of Funds Invested in Plant²

| | | TOTAL |
|---|------------|--------------|
| Value of plant at beginning of year..... | 508,317.98 | |
| Additions during year | 3,642.28 | |
| TOTAL | 511,960.26 | |
| Deductions during year | 740.86 | |
| Value of plant at end of year (Details given below)..... | | 511,219.40 |
| Less: Endowment funds invested in plant | | |
| Loans outstanding against plant..... | | |
| Net invested in plant at end of year ²⁰ | | \$..... |
| VALUE OF PHYSICAL PLANT OWNED BY INSTITUTION: (detail of item above) | | |
| Value of grounds | | \$ 42,398.80 |
| Value of all buildings (not including dormitories; see below)..... | | 196,073.00 |
| Value of all equipment, including libraries | | 190,177.76 |
| Value of all dormitories, included above | | 82,569.84 |

Item 6b Statement of Unexpended Plant Funds³

| | | TOTAL |
|--|----------|--------------------|
| Receipts for Capital Outlay—Plant Extension | | |
| Balance in designated plant funds at beginning of year..... | | \$..... |
| Receipts during year: | | |
| Public appropriations and tax levies: | | |
| Federal | \$..... | |
| State | | |
| County | | |
| City and district | | |
| Private gifts, grants, and benefactions | | |
| Other sources (earnings and profits on investments) | | |
| Transfers or expenditures from current funds (not loans): | | |
| From educational and general funds | 2,901.42 | |
| From auxiliary enterprises and activities funds | | 2,901.42 |
| Other receipts for plant extensions (describe): | | |
| Loans for plant extension | | |
| TOTAL RECEIPTS AND BALANCES (including transfers or expenditures from other funds). | | \$ 2,901.42 |

| | | TOTAL |
|--|-----------|----------|
| Expenditures for Capital Outlay—Plant Extension ³ (If possible, include all capital expenditures below under expenditures from plant funds, although they have been included under table 4. Otherwise separately report the amounts spent from educational and general funds and from auxiliary enterprises funds during the year for capital outlays, plant extension and new equipment) | | |
| From plant funds or all funds for: | | |
| Land | \$ 369.00 | |
| New buildings | 384.05 | |
| Additions to existing buildings | | |
| Improvements other than buildings | 2,148.37 | |
| New equipment | | |
| From educational and general funds (if not included above)..... | | 2,901.42 |
| From auxiliary enterprises and activities funds (if not included above)..... | | \$..... |
| Loans paid from plant funds | | |
| Balance in Designated Plant Funds at close of year ²⁰ | | \$ 0 |

Item 7 Agency Funds, and

Item 8 Undesignated Funds may be reported if held by the institution on forms similar to that used in reporting Items 2, 3, 4 and 5.

TABLE 3—CURRENT INCOME^{4, 5}

| Income for Educational and General Purposes | | TOTAL |
|--|-------------|-------------|
| Student fees ⁶ (for matriculation, laboratory, library etc., but NOT including fees for auxiliary enterprises and activities, such as athletics, infirmary etc., given in items (21 to 28)) | | |
| 1 Resident departments | \$ 8,844.79 | |
| 2 Extension and/or correspondence departments | | \$ 8,844.79 |
| Endowment ⁷ (interest, including income from 1862, and other public and private endowments, but not including additions to principal of endowment funds): | | |
| 3 From federal endowment (1862 and other land grants)..... | | |
| 4 From other endowment for general purposes..... | 10,562.17 | |
| 5 From other endowment for restricted purposes | 16,672.59 | 27,234.76 |
| Receipts from other public sources for current expenses: ⁸ | | |
| 6 Federal appropriations | | |
| 7 State appropriations and tax levies..... | | |
| 8 County appropriations and tax levies..... | 4,500.00 | |
| 9 City or district appropriations or tax levies..... | 9,527.50 | 14,027.50 |
| Gifts and grants from private sources (including foundations, for current expenses): | | |
| 10 Permanent (recurring) grants from churches and boards..... | 8,523.00 | |
| 11 Other grants (not automatically recurring) from churches and boards..... | 50.00 | |
| 12 Estimated salary equivalent of nonsalaried personal service rendered..... | 9,766.50 | |
| 13 Other gifts | 6,430.27 | 24,769.77 |
| Sales and services of educational departments (gross income): ⁹ | | |
| 14 Agriculture | | |
| 15 Dental school | | |
| 16 Others (<i>itemize</i>) | | |
| Receipts from other sources for educational and general purposes: ¹⁰ | | |
| 17 Interest on current funds..... | 2,198.62 | |
| 18 Net income from rented property (excluding residence halls)..... | | |
| 19 Other sources | 5,367.46 | 7,566.08 |
| 20 TOTAL EDUCATIONAL AND GENERAL RECEIPTS (Transfer total to table 2.)..... | \$ | \$82,442.90 |

| Income for Auxiliary Enterprises and Activities ¹¹ (Gross figures unless otherwise indicated, including receipts from student fees for these purposes. Give figures even though not handled through college office.) | | TOTAL |
|---|----|-------------|
| 21 Residence halls | \$ | \$ 4,719.50 |
| 22 Dining halls (Student Board Fees)..... | | 137.50 |
| 23 Student hospital or infirmary, Graduation Fee..... | | 424.70 |
| 24 College bookstore, Student Uniform | | 201.87 |
| 25 Athletics (if handled separately from physical education budget) excluding shares of visiting teams..... | | 322.00 |
| 26 Student unions | | |
| 27 Other activities | | |
| 28 TOTAL (Transfer total to table 2.)..... | \$ | \$ 5,805.57 |

| Income to be Used for Noneducational Purposes ¹² (excepting auxiliary enterprises and activities and capital outlays) | | TOTAL |
|--|--------|-------------|
| Income from investments (interest): | | |
| 29 For annuities to beneficiaries (usually from funds subject to annuity)..... | \$ | |
| 30 For fellowships, scholarships, and other student aid (not loans) when NO service is required in return..... | 690.11 | \$ 690.11 |
| 31 From gifts to be used for scholarships, student aid etc. (not loans) when NO service is required in return..... | | 241.93 |
| 32 Other receipts for noneducational purposes..... | | |
| 33 TOTAL (Transfer total to table 2.)..... | \$ | \$ 932.04 |
| 34 TOTAL CURRENT INCOME..... | | \$89,180.51 |

TABLE 4—EXPENDITURES FOR CURRENT PURPOSES¹

| Expenditures for Educational and General Purposes (including equipment purchased from general current funds) | | TOTAL |
|--|-------------|--------------|
| General administration and expense: ¹³ | | |
| 35 General administrative offices | \$11,920.28 | |
| 36 General expense | 6,131.99 | \$ 18,052.27 |
| Resident instruction and departmental research: ¹⁴ | | |
| 37 Colleges, schools and departments (including nonbudgeted research)..... | 51,634.66 | |
| 38 Organized activities relating to instructional departments, such as medical school hospitals, dental or legal clinics, creameries, museums etc..... | | 51,634.66 |
| Organized research, separately budgeted: ¹⁵ | | |
| 39 Agricultural experiment station..... | | |
| 40 Bureau of educational research..... | | |
| 41 Engineering experiment station..... | | |
| 42 Others | | |
| Extension (all extension services and correspondence courses): ¹⁶ | | |
| 43 Agricultural | | |
| 44 Engineering | | |
| 45 General university extension and correspondence courses..... | | |
| 46 Others | | |
| 47 Libraries (including salaries, other operating expenses and purchase of books and binding) ¹⁷ | 3,606.67 | 3,606.67 |
| Operation and maintenance of physical plant, and other general services: ¹⁸ | | |
| 48 Physical plant | 9,149.30 | |
| 49 Other general services..... | | 9,149.30 |
| 50 TOTAL FOR EDUCATIONAL AND GENERAL PURPOSES (Transfer total to table 2.)..... | \$ | \$ 82,442.90 |
| Amount included above expended for: | | |
| 51 Administrative and professional salaries..... | \$46,154.75 | |
| 52 Other personal services (clerical, operation, and maintenance)..... | \$ 4,592.92 | |
| 53 For capital outlays (new equipment)..... | \$ 2,148.37 | |

| Expenditures for Auxiliary Enterprises and Activities ¹¹ (Gross figures unless otherwise indicated, including all expenditures for salaries, other operating expenses and capital outlays from current funds. Give figures even though not handled through college office.) | | TOTAL |
|--|----|-------------|
| 54 Residence halls | \$ | \$ 4,719.50 |
| 55 Dining halls (Student Board Fees)..... | | 137.50 |
| 56 Student hospital or infirmary, Graduation Fee..... | | 424.70 |
| 57 College bookstore, Student Uniform | | 201.87 |
| 58 Athletics (if handled separately from physical education budget) excluding shares of visiting teams..... | | 322.00 |
| 59 Student unions | | |
| 60 Other activities | | |
| 61 TOTAL (Transfer total to table 2.)..... | \$ | \$ 5,805.57 |
| Amount included above expended for: | | |
| 62 Salaries and wages for personal services..... | \$ | |
| 63 Capital outlay (new equipment)..... | \$ | |

| Expenditures for Noneducational Purposes ¹⁹ (except auxiliary enterprises and capital outlays) | | TOTAL |
|--|----|--------------|
| 64 Annuities | \$ | |
| 65 Interest on loans..... | | |
| 66 Financial campaigns | | |
| 67 Fellowships, scholarships, and other student aid NOT involving services to institution or repayment | | 932.04 |
| 68 TOTAL (Transfer total to table 2.)..... | \$ | |
| 69 TOTAL EXPENDITURES FOR CURRENT PURPOSES..... | | \$ 89,180.51 |

Table 2

¹ Statement of nonexpendable funds (items 2, 3, 4, 5). This statement shows the changes of the principal in all funds used for the purpose of producing income. It begins with the balance at the beginning of the year of endowment funds and other funds used to produce income, additions and deductions during the year, and balance at the end of the year. Additions include any sums arising from gifts and grants from private sources, earnings and profits on investments to be added to principal, public appropriations and tax levies. They should not include receipts from the sale of investments, except the portion of such receipts which represents profit and which is to be added to the principal of the funds, or held as a reserve for gains and losses. Earnings on investments should not be included unless such earnings are to be added to the principal. Deductions may include losses on investments.

Note that provision is made for separate data for four types of nonexpendable funds: (2) Ordinary endowment either general or restricted from which the interest only can be used, (3) funds temporarily functioning as endowment, (4) funds held by the college which are subject to an annuity payment, and (5) funds from which either the interest, principal, or both can be loaned to be paid back with or without interest at some future date.

² Plant values (table 2 item 6a). This schedule includes a statement showing the change in value of plant and its gross and net value at the end of the year as well as the value of grounds, buildings, and equipment separately when available. Plant item should be carried in the accounts at cost until disposed of. If any other basis of valuation is used, that should be noted in this report.

³ Statement of unexpended plant funds (table 2, item 6b). It is intended that this section shall include income to cover all expenditures for plant extension whether made from designated plant funds, educational and general funds, auxiliary enterprises and activities funds, or loans. If expenditures for capital outlays or equipment are made directly from other than plant funds, they will be included in the expenditures for those funds and included again here in plant funds for the purpose of bringing all plant income and expenditures together.

The statements have therefore been set up in such a way as to show the capital expenditures in each fund as the amount which should be included in both the receipts and expenditures side of the plant extension statement.

Include in this section, if possible, expenditures for all capital outlays whether made from designated plant funds or from other funds.

Table 3

⁴ Basis of reporting receipts and expenditures. Where the accounts are kept on a cash basis as to income, meaning that an item is considered income when it is received in cash or made available to the institution in a public treasury, income should be reported on that basis. Under those conditions, cash receipts which do not increase expendable fund balances should be omitted from the statement of income. Examples of such items are money borrowed and sale of investments. Receipts representing additions to loan funds, endowment funds and funds for physical plant extension should appear in the statements of those funds and not as current income.

Where the accounts are kept on an accrual basis as to income, meaning that an item is set up as income when it becomes due or when a bill is rendered for it, the income may be reported on that basis. Under such circumstances, income should be conservatively reported and an allowance should be made for maximum losses through inability to collect.

Expenditures should be accounted for and reported on such a basis as to take into the accounts all approved bills for material received and service rendered during the period covered. If any such bills remain unpaid at the date of the report, they should in any event be entered as expenses and set up as accounts payable in the balance sheet. Payment of loans, purchase of investments, purchase of materials for general storerooms charged to inventory accounts of those storerooms, and labor and material charged to work in process accounts should not be included as expenditures.

⁵ Statement of current receipts. In this statement should be included all income of the fiscal period of both restricted and general funds. If accounts are kept on the accrual basis, current income may be reported on that basis; otherwise income should be reported on a cash basis.

⁶ Student fees (lines 1 and 2). Under this caption is to be entered the amount received in cash from all general and specific fees assessed against students after deducting

refunds. Charges for room and board in residence and dining halls should not be included here. Amounts collected to support specific activities and paid over to those activities should be deducted from total collections before income from student fees is entered in the report. Where scholarships are granted out of current revenues, student fees and room and board revenue should include income at the customary rates for the services donated to scholarship students and a similar amount should be set up as an expenditure under "expenditures for other noneducational purposes" for fellowships, scholarships etc. Scholarships which consist of remission of fees or tuition may be treated as deductions from fee income as the student in this case is not charged the full fee.

⁷ Endowments (lines 3 to 5). This heading includes receipts from earnings of all endowment funds, income from which can be used for educational or general purposes, except amounts which are proper accretions to the principal of those funds.

⁸ Public appropriations and tax levies (lines 6 to 9). There should be included hereunder all amounts received from or made available by governmental sources out of governmental, and not institutional, revenues which are expendable for current purposes and which are not specifically appropriated for physical plant extensions or additions to permanent funds.

⁹ Sales and services of educational departments (lines 14 to 16). Here will be included gross income of all enterprises operated in connection with educational divisions of the institution and as a necessary part of the work of these divisions, such as the medical school hospital, dental clinic, dairy creamery and home economics cafeteria.

¹⁰ Other sources (lines 17 to 19). All items of educational and general income not covered under the preceding headings should be included under "other sources." The important items should be listed separately.

¹¹ Statement of auxiliary enterprises and activities (lines 21 to 28). Under this heading are included those enterprises which are not directly related to the educational activities of the institution but exist solely for the purpose of serving the student body or faculty. These enterprises include residence halls, dining halls, infirmary (unless handled as a part of health service), bookstore and laundry (when primarily for service of students and faculty) and their income is principally in the form of cash. They render service to students and perhaps others and are distinct from activities operated by institutional departments. These enterprises are ordinarily self-supporting. Their gross income should be stated after deducting refunds of payments returned. This income should not be included with educational income, however, unless the net income is used to support the educational budget. In that case, the net income may be transferred to the educational and general fund receipts. The same comment applies to expenditures for these activities (lines 54 to 63).

Recreational activities, such as athletics and union, are also included under this heading. If these activities are not handled through the university treasury they should nevertheless be included.

Income and expenditures of intercollegiate athletics should be separately stated, the only exception being the condition in which all expense is an integral part of the Department of Physical Education. There should be deducted from gross receipts the share of other schools in the respective games.

Under expenditures include share of operation and maintenance of physical plant or other general expense when so distributed.

¹² Income to be used for noneducational purposes (lines 29 to 33). Under this heading include income which is to be applied directly toward noneducational expenses other than auxiliary enterprises and activities such as:

- (a) Annuities to beneficiaries of annuity gift funds.
- (b) Fellowships, scholarships, and other student aid (not loans) when no service is required. A scholarship, or similar payment, to a student or fellow is not an "educational expenditure for scholarships etc." It is either (1) a loan if it has to be paid back and therefore is not an expenditure at all, or (2) a payment for whatever type of service the recipient has to render and not a payment for scholarships, or (3) a noneducational expenditure for a scholarship if the recipient does not have to repay it or render any service. It is a gift of the college to the student. The student may use it to pay his tuition, in which case the educational expenditure is made from money received from student fees for tuition. Therefore any income to be used for scholarships of type (3) is income for noneducational purposes.

Table 4

¹³ General administration and expense (lines 35 and 36). Under this heading should be included all expense of the general executive and administrative offices of the institution, also all expenses which are of a general character and which do not relate to any specific division of the institution, not including, however, the expenditures of the general library or the operation and maintenance of the physical plant.

¹⁴ Resident instruction and departmental research (lines 37 and 38). Under this heading should be included all expenditures on account of instructional departments of the institution, including salaries, office expense and equipment, laboratory expense and equipment, and other expenses. There should be included salaries of college deans, faculty, clerks and technicians. Amounts reported under this heading will include any expenditures for research which are not separately budgeted and accounted for. Expenditures for separately organized research will appear under lines 39 to 42.

¹⁵ Organized research (lines 39 to 42). Include here as separate units such organizations for research purposes as research bureaus, research institutes, experiment stations and projects separately supported.

¹⁶ Extension (lines 43 to 46). This section will include all divisions which do extension work, such as the following: Credit courses; lectures, demonstrations, short courses (noncredit); radio; correspondence work.

¹⁷ Libraries (line 47). Under this heading should be included the total expenditures of the institution for library purposes, including both the general library and all departmental libraries. These should be included: Salaries, other

operating expenses, purchase of books and binding. Law libraries should be included here if possible.

¹⁸ Operation and maintenance of physical plant and general services (lines 48 to 49). Under this heading should be included all expenditures for the operation and maintenance of the physical plant of the entire institution, and miscellaneous general services of an operating character not elsewhere charged. Gross figures should be shown in each case less amounts charged to service enterprises or other items.

¹⁹ Noneducational expenses (lines 64 to 67). Under this heading include expenditures from current funds on account of items which do not relate to the educational work of the institution, such as:

- (a) Annuities. Here include amount paid to beneficiaries of annuity funds.
- (b) Interest on loans. Here include sums paid for interest on current funds and for interest on capital loans not covered by income from property on which carried.
- (c) Financial campaign. Here include the expense of campaign for the purpose of raising funds (expense of regular and continuous publicity should be included under "general expense").
- (d) Fellowships, scholarships, student aid and prizes. Under this heading should be entered total expenditures from all funds on account of subsidies to students for fellowships, scholarships, or prizes, where service to the institution is not required, and repayment is not required. If teaching service is required, these items should be included under line 37. Prizes paid from departmental or general funds may be considered educational expense and included in line 37.

²⁰ The balance of each class of fund as reported in table 2 should agree with balance reported in table 1.

Affidavit of presiding officer
 REPUBLIC OF CHINA
 PROVINCE OF FU-KIEN
 CITY OF FOOCHOW
 COUNTY OF
 CONSULATE OF AMERICA

} ss.

Ching-Jun Lin

being duly sworn, deposes and says that he is the presiding officer of Fukien Christian University for which the foregoing report is made. That said report has been prepared in accordance with the instructions of the New York State Education Department, that the statements therein he verily believes to be in all respects true and that an exact copy of this report has been filed with the permanent records of the institution.

Ching-Jun Lin

President of Fukien Christian University

Subscribed and sworn to

before me this.....day of.....1938

Notary Public

AFFIDAVIT OF SECRETARY OF BOARD OF TRUSTEES

STATE OF NEW YORK }
 } 58
COUNTY OF NEW YORK }

B. A. Carside, being duly sworn, deposes and says that he is the Secretary of the Board of Trustees of Fukien Christian University, for which the attached report is made, that this report has been signed by the presiding officer of the institution, President C. J. Lin, that the report has been prepared in accordance with the instructions of the New York State Education Department, that the statements therein he verily believes to be in all respects true, and that an exact copy of this report has been filed with the permanent records of the institution.

Secretary of the Board of Trustees
Fukien Christian University

Subscribed and sworn to before me this 5th day of
October, 1938.